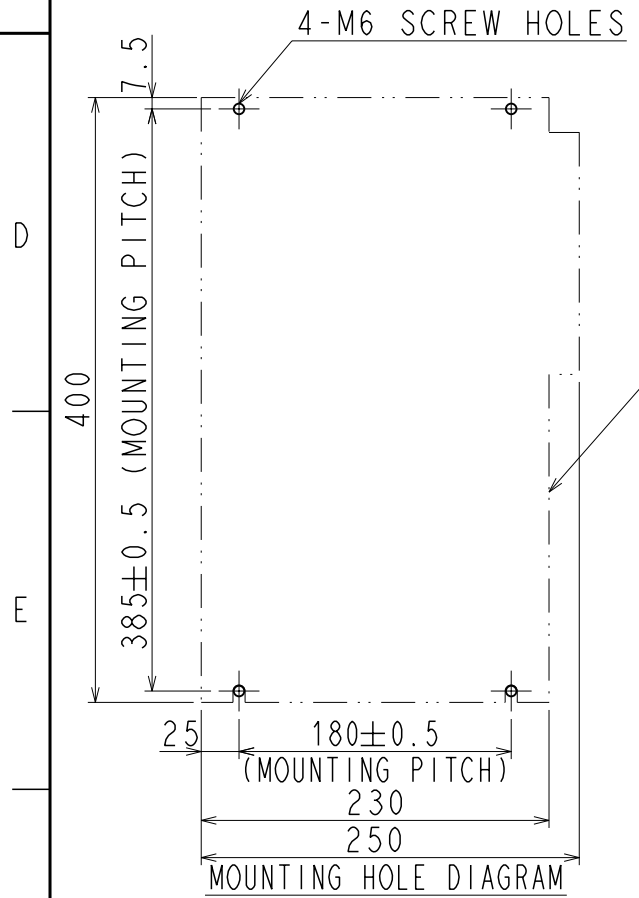
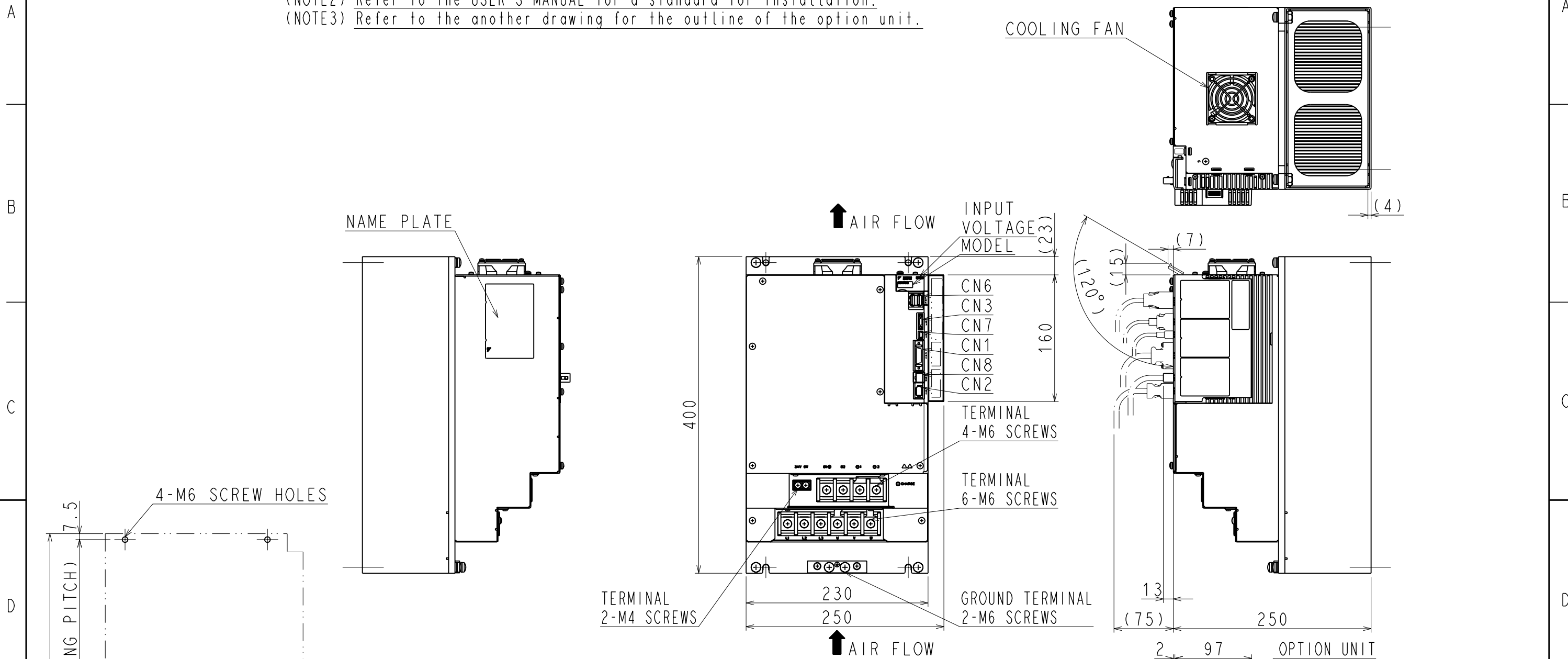


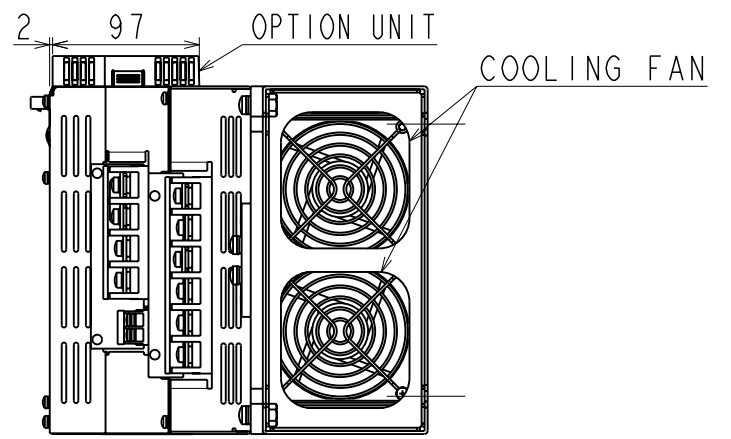
DWG. NO. 900-048-307-2/2

(NOTE1) This drawing is the base-mounted type.  
 (NOTE2) Refer to the USER'S MANUAL for a standard for installation.  
 (NOTE3) Refer to the another drawing for the outline of the option unit.



PART No.	MODEL	NUMBER OF CONTACTS	MANUFACTURER
CN1	10226-52A2PL	26	SUMITOMO 3M LIMITED
CN2	53984-0671	6	MOLEX JAPAN CO.,LTD.
CN3	HDR-EC14LFDN-SLE-PLUS	14	HONDA TSUSHIN KOGYO CO.,LTD.
CN6	1903815-1	8	Tyco Electronics AMP K.K.
CN7	MNC23-5K5H00	5	ADVANCED-CONNECTEK INC.
CN8	1981080-1	8	Tyco Electronics AMP K.K.

The above or the equivalent is used.



DIMENSION IN mm  
 APPROX. MASS: 16.1kg  
 Remove mass of the option unit.