

MODEL #	VOLTAGE (VAC)	OUTPUT CURRENT (A)		WEIGHT LBS (Kg)	HEAT LOSS (W)		
		ND2	HD		INT	EXT	TOTAL
2037	208/230	162	145	125 (57)	421	1010	1431

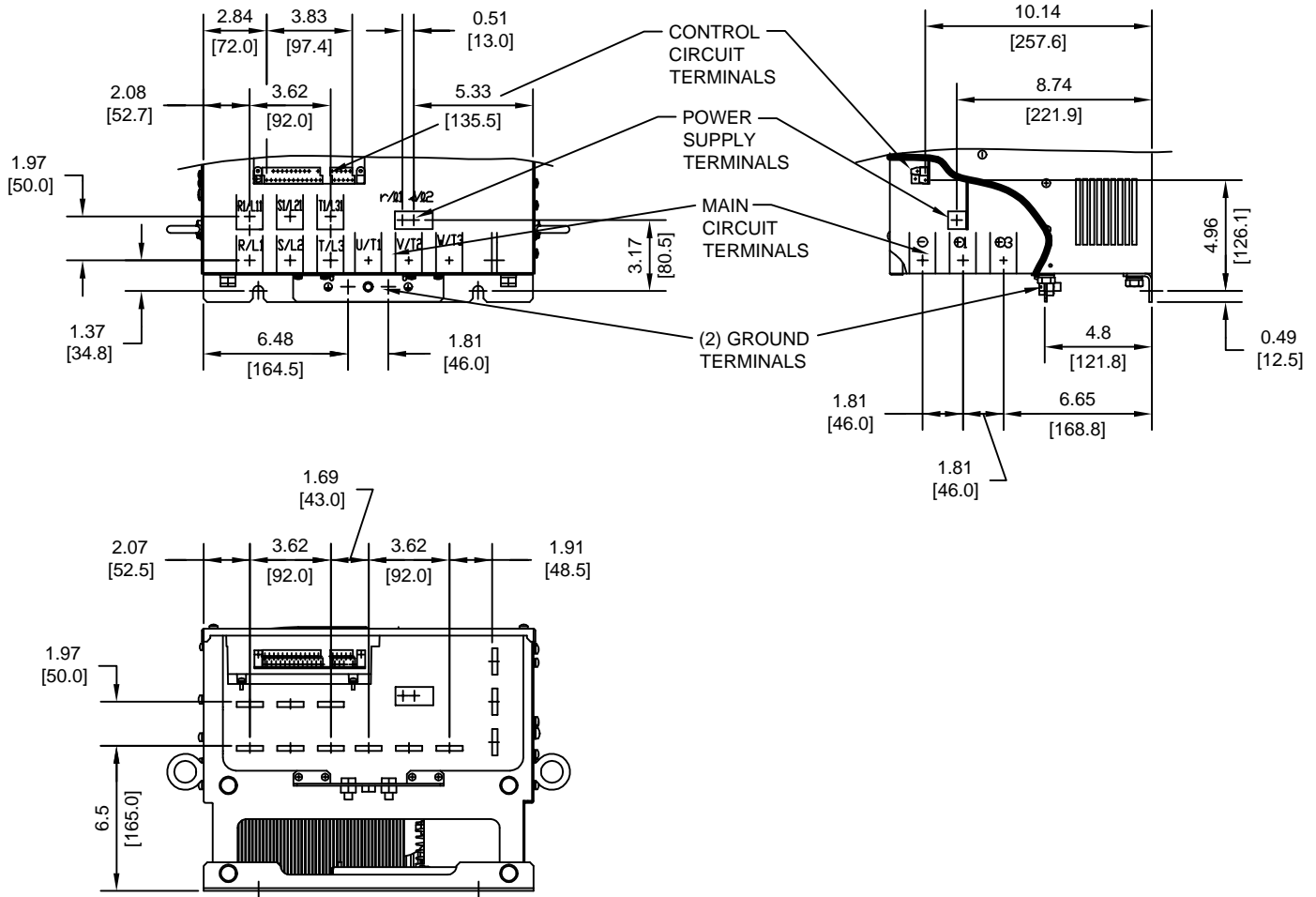
ND2=NORMAL DUTY 2  
HD=HEAVY DUTY

INT=INTERNAL COMPONENTS  
EXT=EXTERNAL HEATSINK

FOR ADDITIONAL DETAILS AND SPECIFICATIONS, CONSULT MANUAL

TOLERANCES/REFERENCES: -		<p><b>YASKAWA</b> A World of Automation Solutions™</p> <p>YASKAWA ELECTRIC AMERICA, INC. Corporate Headquarters 2121 Norman Drive South Waukegan, IL 60085 1-800-YASKAWA http://www.yaskawa.com</p>	DRAWN: J. MATTAS DATE 5-20-03	TITLE: F7 DIMENSION DRAWING FRAME SIZE 7 IP00 ENCLOSURE F7U2037
UNITS: IN[mm]	SCALE: 1:10		CHECKED: M. RUCINSKI DATE 6-16-03	REVISION A PAGE 1 of 3
		TECH: J. CAIRO DATE 5-27-03	DATE 6-16-03	
		APPROVED: T. SASADA DATE 6-16-03	DRAWING #: DD.F7.FR7.IP00.01	
		ORIGINAL DESIGN: -	DATE -	

TERMINAL AND WIRING DETAILS (SCALE 1:8)



TERMINAL SPECIFICATIONS FOR  
MAIN CIRCUIT AND GROUND

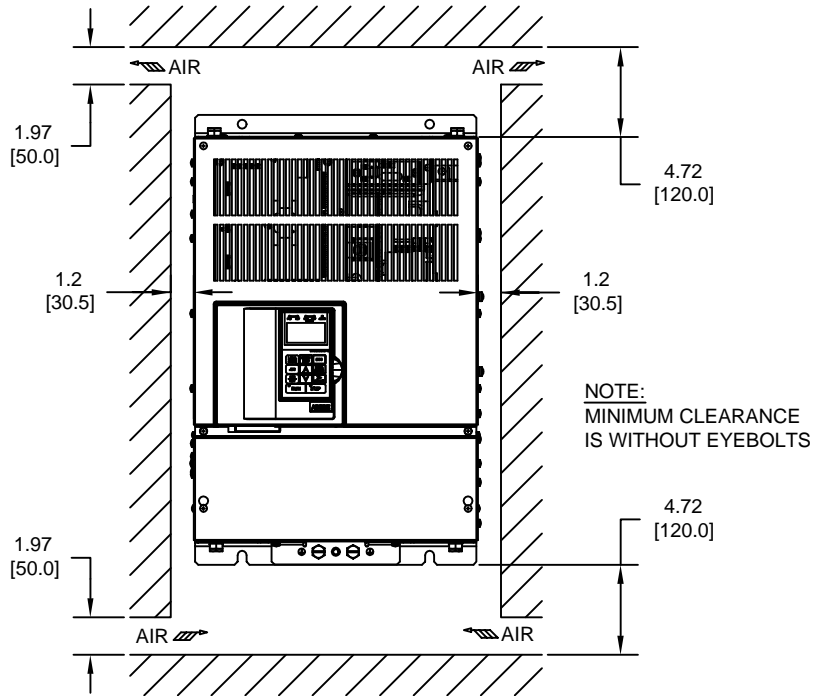
MODEL #	TERMINAL SYMBOL	TERMINAL SCREW	CLAMPING TORQUE lb.in.(N.m.)
CIMR-F7U 2037	R/L1, S/L2, T/L3, ⊖, ⊕1, R1/L11, S1/L21, T1/L31, U/T1, V/T2, W/T3, ⊕	M10	155 TO 198 (17.6 TO 22.5)
	⊕3	M8	77.4 TO 95.0 (8.8 TO 10.8)
	r/l1, s/l2	M4	11.4 TO 12.3 (1.3 TO 1.4)

NOTE: REFER TO APPLICABLE CODES FOR PROPER WIRE TYPE AND SIZE

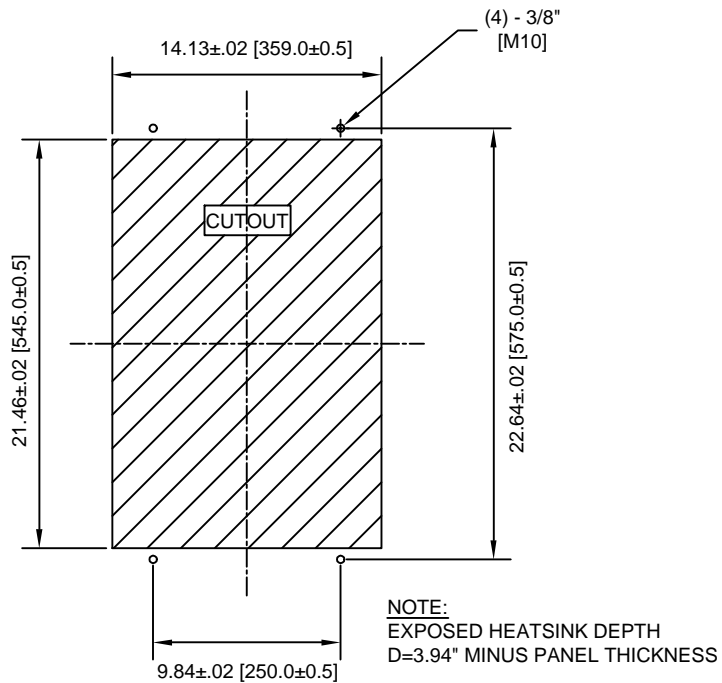
FOR ADDITIONAL DETAILS AND SPECIFICATIONS, CONSULT MANUAL

TOLERANCES/REFERENCES: - - - - -	<p><b>YASKAWA</b> A World of Automation Solutions™</p> <p><b>YASKAWA ELECTRIC AMERICA, INC.</b> Corporate Headquarters 2121 Norman Drive South Waukegan, IL 60085 1-800-YASKAWA <a href="http://www.yaskawa.com">http://www.yaskawa.com</a></p>	DRAWN: J. MATTAS	DATE: 5-20-03	TITLE: F7 DIMENSION DRAWING		
		CHECKED: M. RUCINSKI	DATE: 6-16-03	FRAME SIZE 7		
		TECH: J. CAIRO	DATE: 5-27-03	IP00 ENCLOSURE		
		APPROVED: T. SASADA	DATE: 6-16-03	SIZE: A	REVISION: A	PAGE: 2 of 3
		ORIGINAL DESIGN: -	DATE: -	DRAWING #: DD.F7.FR7.IP00.01		

MINIMUM INSTALLATION CLEARANCES (SCALE 1:10)



PANEL CUTOUT FOR EXTERNAL HEATSINK MOUNTING CONFIGURATION (SCALE 1:10)



FOR ADDITIONAL DETAILS AND SPECIFICATIONS, CONSULT MANUAL

TOLERANCES/REFERENCES: -		 <b>YASKAWA</b> <i>A World of Automation Solutions™</i> <b>YASKAWA ELECTRIC AMERICA, INC.</b> Corporate Headquarters 2121 Norman Drive South Waukegan, IL 60085 1-800-YASKAWA <a href="http://www.yaskawa.com">http://www.yaskawa.com</a>	DRAWN: J. MATTAS	DATE 5-20-03	TITLE: F7 DIMENSION DRAWING		
UNITS: IN[mm]	SCALE: BY VIEW		CHECKED: M. RUCINSKI	DATE 6-16-03	FRAME SIZE 7		
		TECH: J. CAIRO	DATE 5-27-03	IP00 ENCLOSURE			
		APPROVED: T. SASADA	DATE 6-16-03	SIZE A	REVISION A	PAGE 3 of 3	
		ORIGINAL DESIGN: -	DATE -	DRAWING #: DD.F7.FR7.IP00.01			