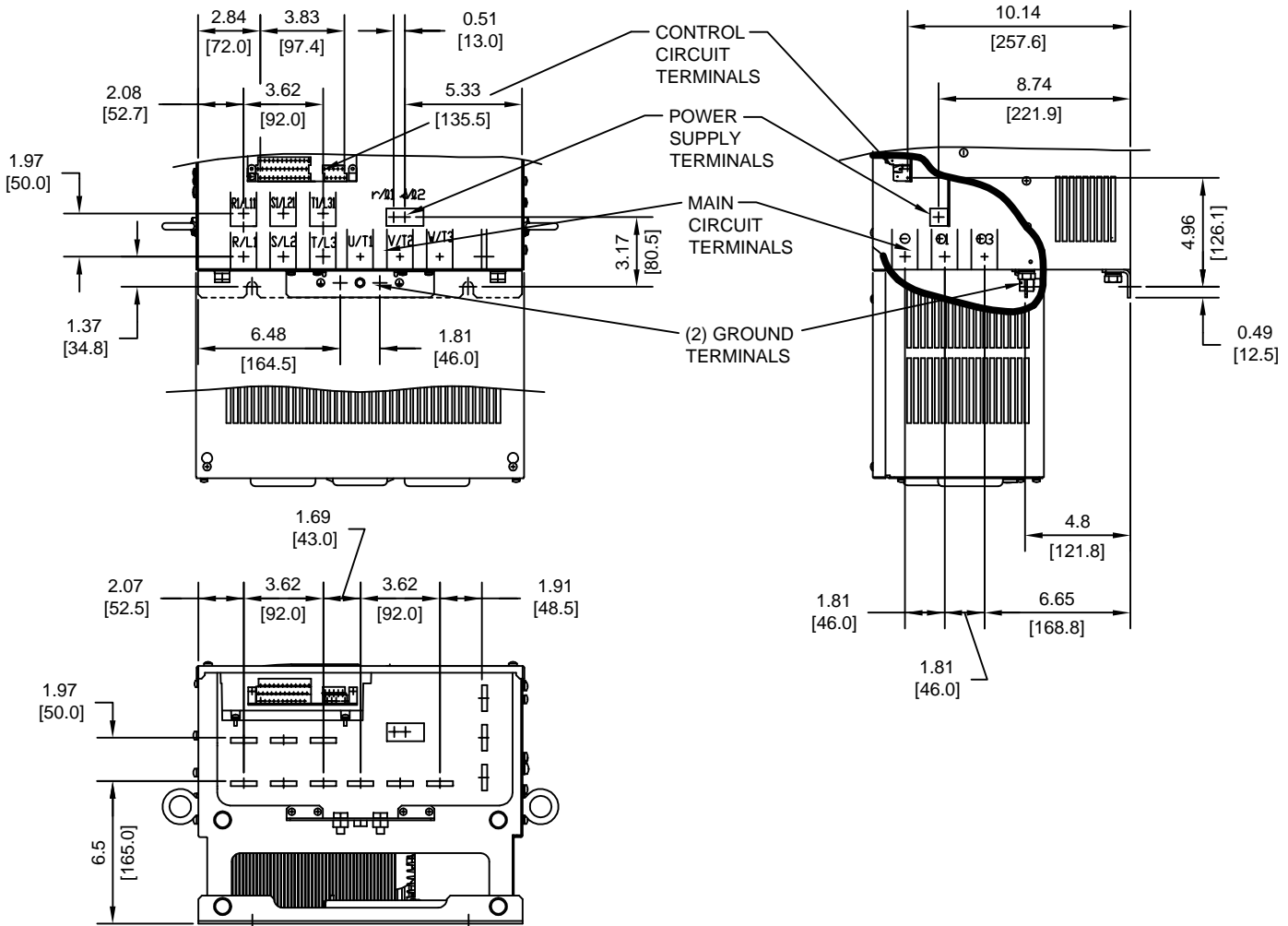


TERMINAL AND WIRING DETAILS (SCALE 1:8)



TERMINAL SPECIFICATIONS FOR MAIN CIRCUIT AND GROUND

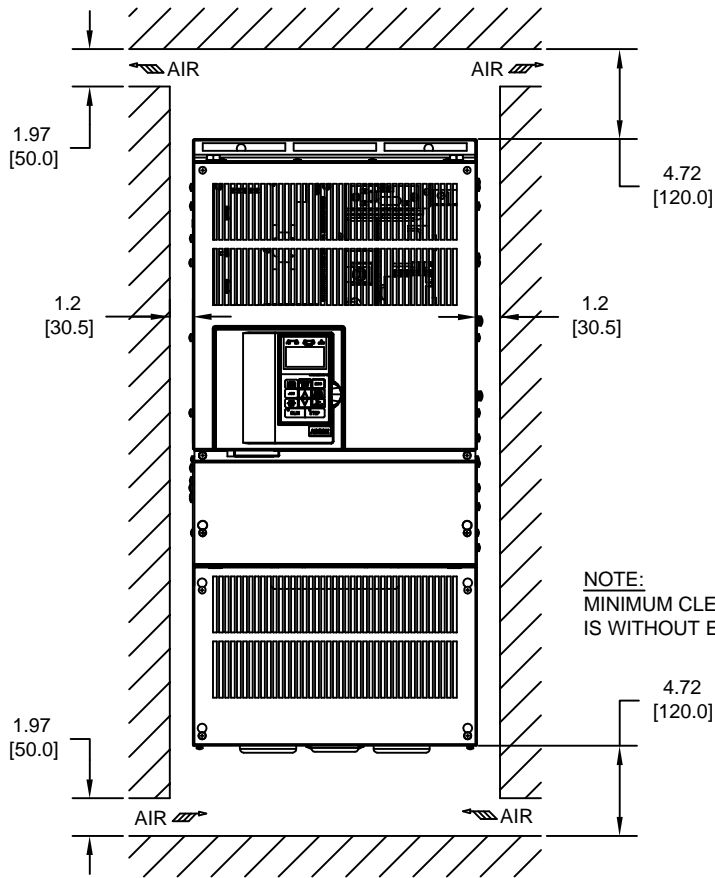
MODEL #	TERMINAL SYMBOL	TERMINAL SCREW	CLAMPING TORQUE lb.in.(N.m.)
CIMR-G7U 2030	R/L1, S/L2, T/L3, ⓪, ⊕1, R1/L11, S1/L21, T1/L31, U/T1, V/T2, W/T3, ⊕	M10	155 TO 198 (17.6 TO 22.5)
	⊕3	M8	77.4 TO 95.0 (8.8 TO 10.8)
	r/l1, s/l2	M4	11.4 TO 12.3 (1.3 TO 1.4)

NOTE: REFER TO APPLICABLE CODES FOR PROPER WIRE TYPE AND SIZE

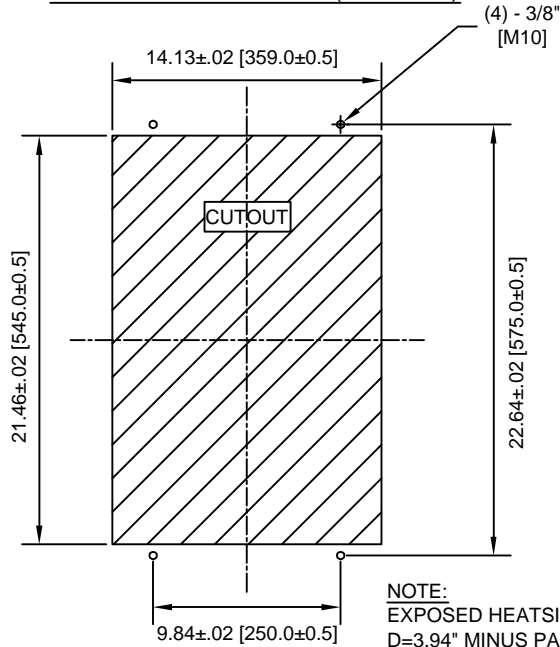
FOR ADDITIONAL DETAILS AND SPECIFICATIONS, CONSULT MANUAL

TOLERANCES/REFERENCES: - - - - - -	<p>YASKAWA A World of Automation Solutions™</p> <p>YASKAWA ELECTRIC AMERICA, INC. Corporate Headquarters 2121 Norman Drive South Waukegan, IL 60085 1-800-YASKAWA http://www.yaskawa.com</p>	DRAWN: J. MATTAS	DATE: 2-13-04	TITLE: G7 DIMENSION DRAWING		
		CHECKED: E. KU	DATE: 4-4-04	FRAME SIZE 7 NEMA TYPE 1/IP20 ENCLOSURE G7U2030		
		TECH: J. CAIRO	DATE: 3-30-04	SIZE: A	REVISION: -	PAGE: 2 of 3
		APPROVED: T. SASADA	DATE: 4-7-04	DRAWING #: DD.G7.FR7.N1.01		
UNITS: IN[mm]	SCALE: BY VIEW	ORIGINAL DESIGN: -	DATE: -			

MINIMUM INSTALLATION CLEARANCES (SCALE 1:10)



PANEL CUTOUT FOR EXTERNAL HEATSINK MOUNTING CONFIGURATION (SCALE 1:10)



NOTE:
EXPOSED HEATSINK DEPTH
D=3.94" MINUS PANEL THICKNESS

FOR ADDITIONAL DETAILS AND SPECIFICATIONS, CONSULT MANUAL

TOLERANCES/REFERENCES: -		<p>YASKAWA A World of Automation Solutions™</p> <p>YASKAWA ELECTRIC AMERICA, INC. Corporate Headquarters 2121 Norman Drive South Waukegan, IL 60085 1-800-YASKAWA http://www.yaskawa.com</p>	DRAWN: J. MATTAS DATE: 2-13-04	TITLE: G7 DIMENSION DRAWING FRAME SIZE 7 NEMA TYPE 1/IP20 ENCLOSURE G7U2030
UNITS: IN[mm]	SCALE: BY VIEW		CHECKED: E. KU DATE: 4-4-04	REVISION - PAGE 3 of 3
		TECH: J. CAIRO DATE: 3-30-04	DATE: 4-7-04	DRAWING #: DD.G7.FR7.N1.01
		APPROVED: T. SASADA DATE: -	DATE: -	