

| C/C: | INPUT VOLTAGE (VAC) | WEIGHT Kg (lb) | COOLING FANS |
|-------|---------------------|----------------|--------------|
| GA50□ | 380 TO 480 3-PHASE | 1.4 (3.1) | 0 |

□ denotes A-Z

YASKAWA

UNITS MM [IN]
SCALE 1:3

DRWN. J. MATTAS 6-26-19
 CHKD. J. PIOTROWSKI 8-7-19
 TECH. L. UDDIN 9-8-19
 APRV. J. CAIRO 9-18-19

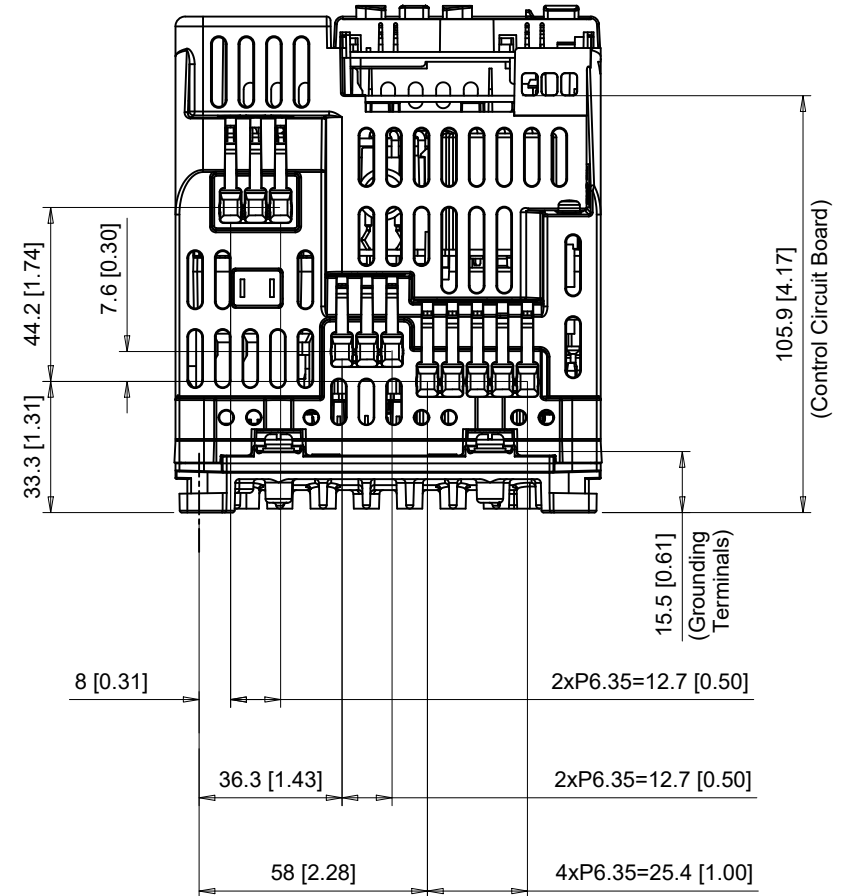
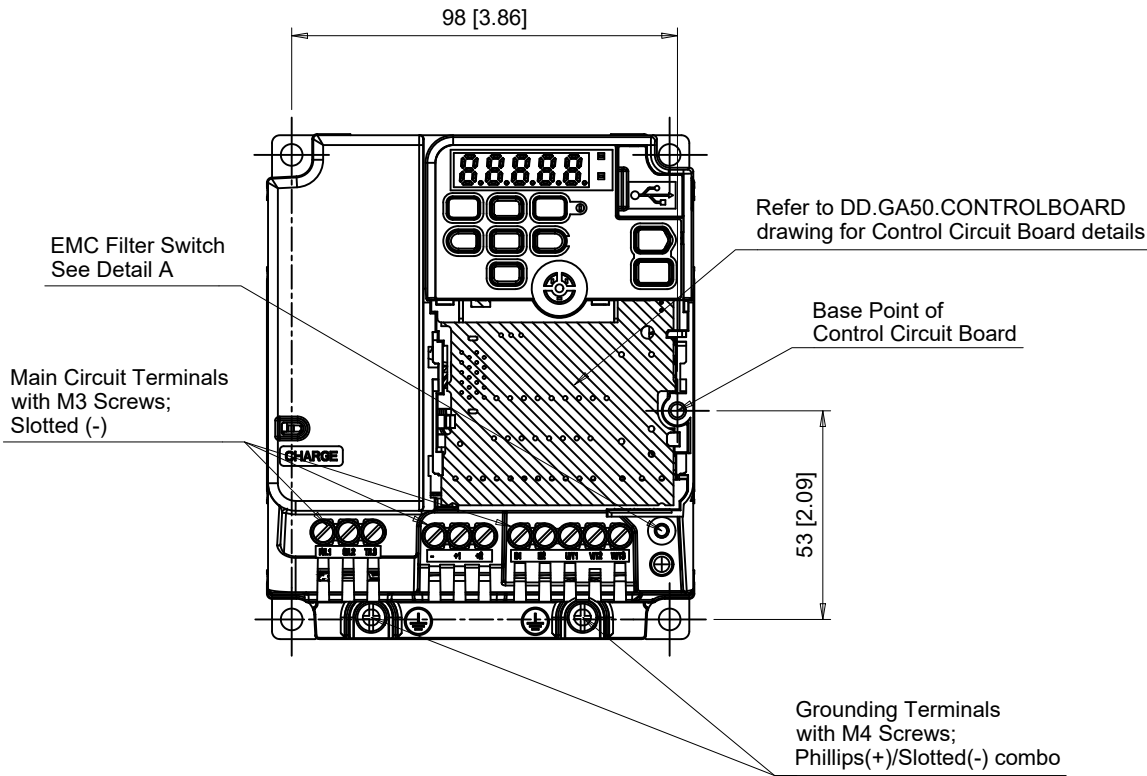
TITLE
 GA500 DIMENSION DRAWING
 FRAME SIZE 2.1
 IP20 ENCLOSURE WITH EMC FILTER

SIZE A PAGE 1 OF 3
 DWG.NO. DD.GA50.FR2.1.IP20.EMC

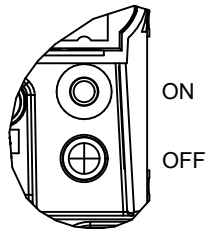
REV 0

FRONT VIEW

BOTTOM VIEW



EMC FILTER SWITCH



Detail A
Scale 1:1

M3 Screw

| C/C: GA50□ | TERMINAL SYMBOL | WIRE RANGE AWG (mm ²) | TERMINAL SCREW | CLAMPING TORQUE N.m. (lb.in.) |
|---------------|--------------------|--------------------------------------|-------------------|----------------------------------|
| 4001□□□ | R/L1, S/L2, T/L3 | 14 - 10 (2.5 - 6) | M3 | 0.6 - 0.8 (5 - 7) |
| | U/T1, V/T2, W/T3 | 14 - 10 (2.5 - 6) | M3 | 0.6 - 0.8 (5 - 7) |
| | -, +1, +2 | 14 - 10 (2.5 - 6) | M3 | 0.6 - 0.8 (5 - 7) |
| | B1, B2 | 14 - 10 (2.5 - 6) | M3 | 0.6 - 0.8 (5 - 7) |
| | ⊕ | 14 - 10 (2.5 - 6) | M4 | 1.2 - 1.5 (11 - 13) |

□ Denotes A-Z

Note: Refer to applicable codes and standards for proper wire type and size.

YASKAWA

UNITS MM [IN]
SCALE 1:2

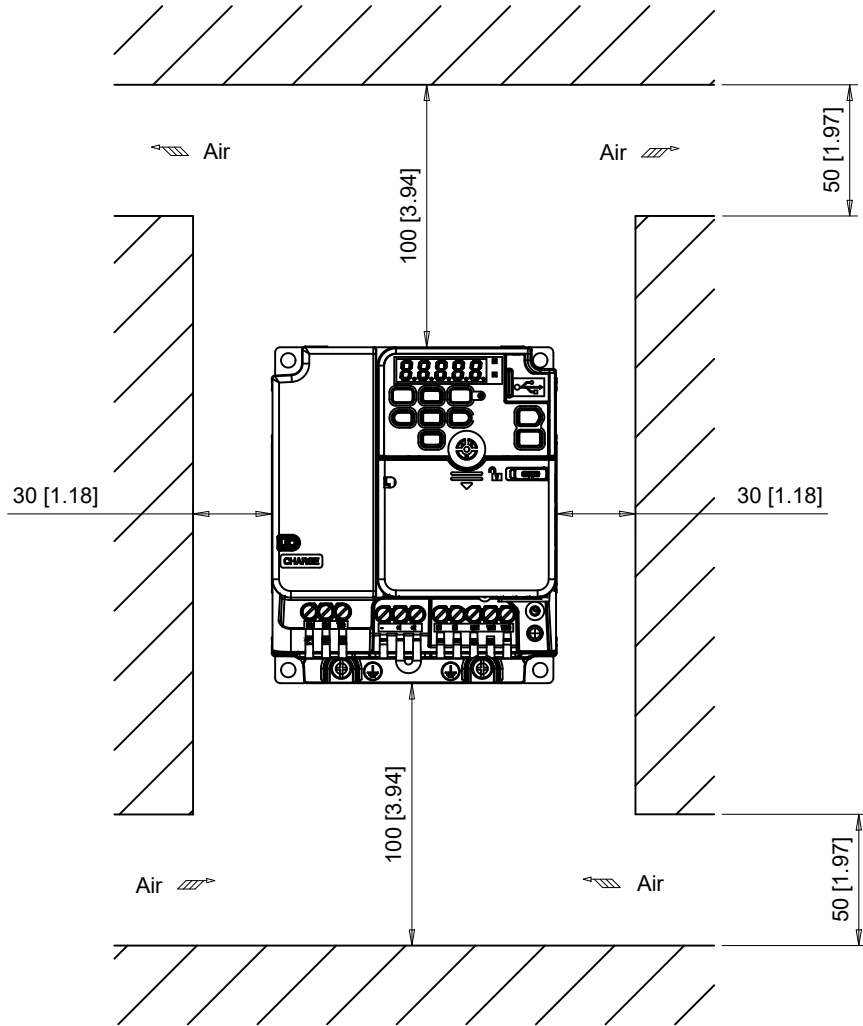
DRWN. J. MATTAS 6-26-19
CHKD. J. PIOTROWSKI 8-7-19
TECH. L. UDDIN 9-8-19
APRV. J. CAIRO 9-18-19

TITLE
GA500 DIMENSION DRAWING
FRAME SIZE 2.1
IP20 ENCLOSURE WITH EMC FILTER

SIZE A PAGE 2 OF 3
DWG.NO. DD.GA50.FR2.1.IP20.EMC

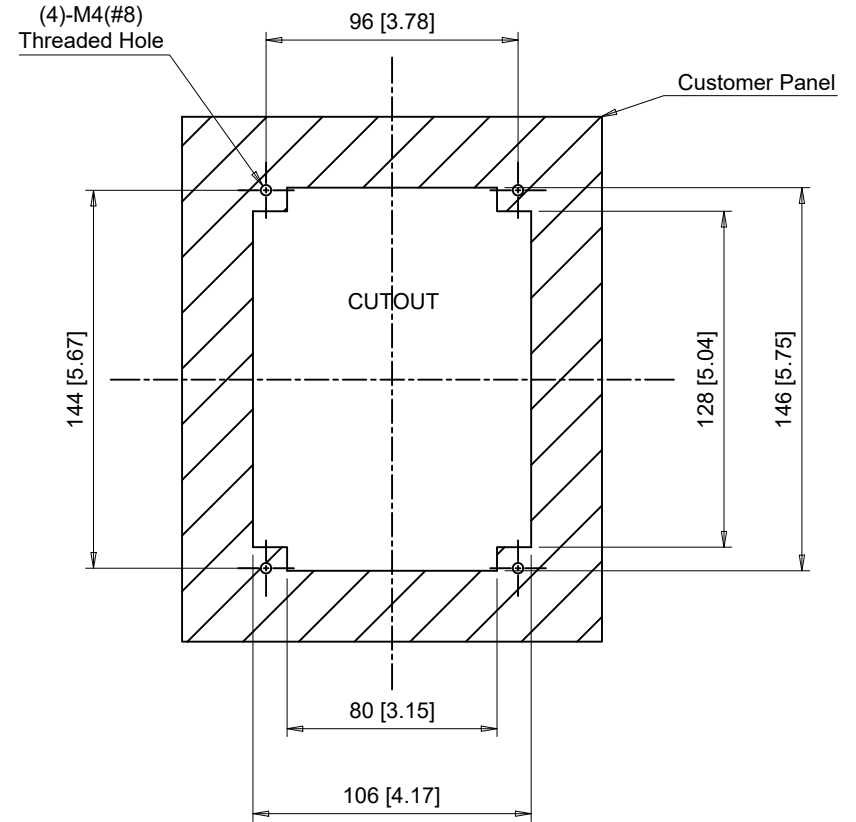
REV
0

Minimum Installation Clearances



Note:
For alternate mounting configurations, consult manual.

Panel Cutout
For External Heatsink Mounting Configuration



Notes:
Exposed heatsink minimum clearance = 13.5 [0.53].
Refer to external heatsink instructions document for additional details.

YASKAWA

UNITS MM [IN]
SCALE 1:3

DRWN. J. MATTAS 6-26-19
CHKD. J. PIOTROWSKI 8-7-19
TECH. L. UDDIN 9-8-19
APRV. J. CAIRO 9-18-19

TITLE
GA500 DIMENSION DRAWING
FRAME SIZE 2.1
IP20 ENCLOSURE WITH EMC FILTER

SIZE A PAGE 3 OF 3
DWG.NO.
DD.GA50.FR2.1.IP20.EMC

REV
0