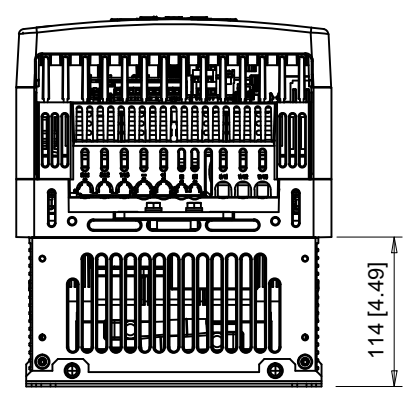


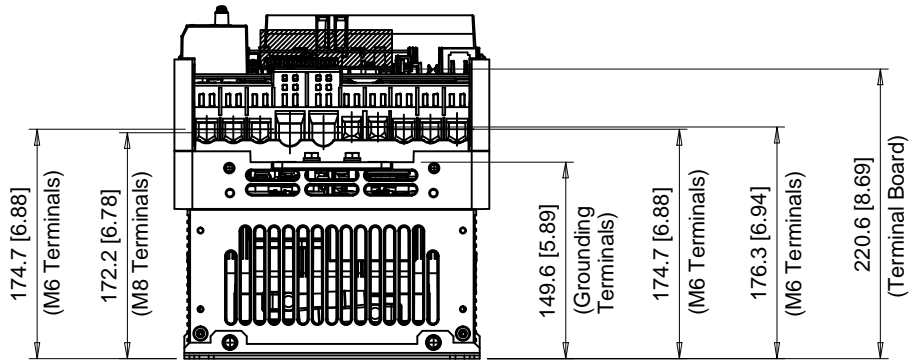
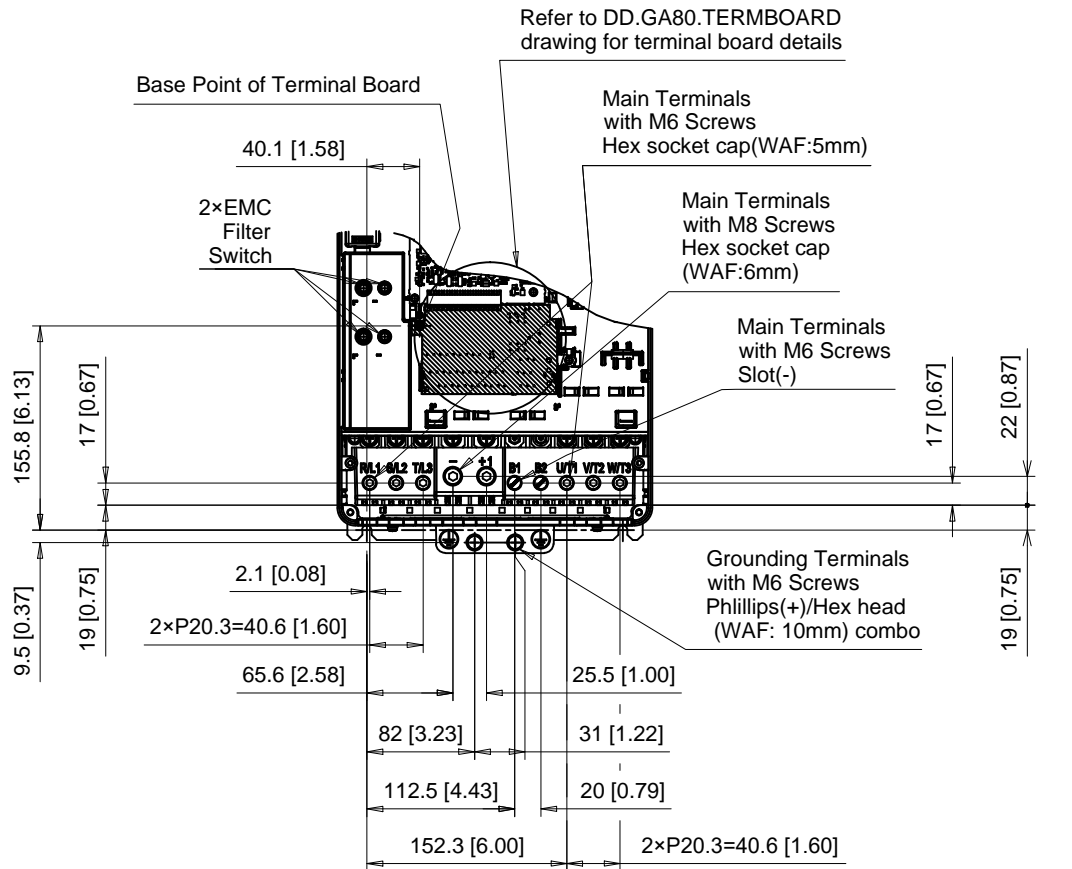
Detail A
Top mounting hole dimensions
Scale 1:1



C/C:	INPUT VOLTAGE	WEIGHT	COOLING
GA80□	3-PHASE (VAC)	Kg (lb)	FANS
2110□□□	200 TO 240	22 (48.4)	2
4075□□□	380 TO 480	17 (37.4)	2

□ denotes A-Z

Terminal and Wiring Information for GA80□2110



C/C: GA80□	TERMINAL SYMBOL	WIRE RANGE AWG (mm ²)	TERMINAL SCREW	CLAMPING TORQUE N.m. (lb.in.)
2110□□□	R/L1, S/L2, T/L3	6 - 2/0 (16 - 70)	M6	8 - 9 (71 - 80)
	U/T1, V/T2, W/T3	6 - 2/0 (16 - 70)	M6	8 - 9 (71 - 80)
	-, +1	2 - 4/0 (35 - 120)	M8	10 - 12 (89 - 107)
	B1, B2	14 - 2 (2.5 - 35)	M6	3 - 3.5 (27 - 31)
	⊕	6 - 4 (16 - 25)	M6	5.4 - 6.0 (47.8 - 53.1)

□ Denotes A-Z
Note: Refer to applicable codes and standards for proper wire type and size.



UNITS MM [IN]
SCALE 1:6

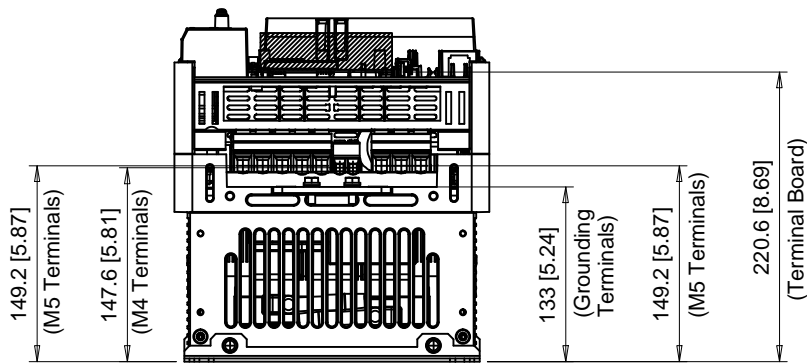
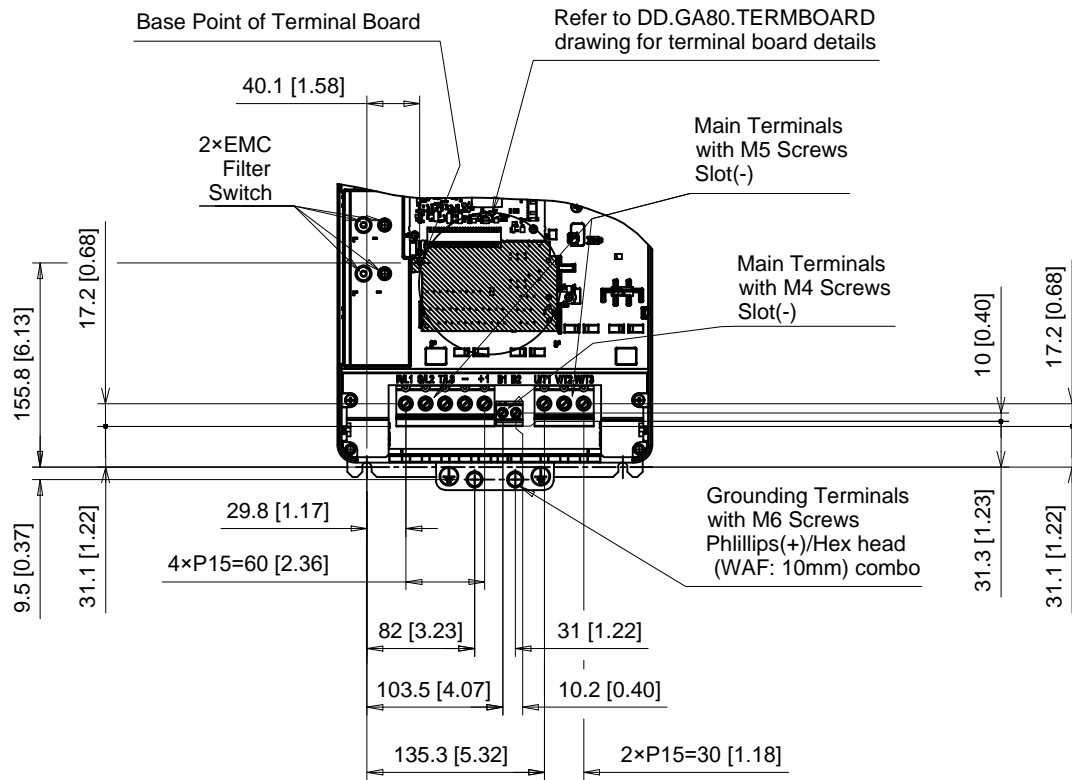
DRWN. J. MATTAS 6-27-18
CHKD. J. PIOTROWSKI 7-9-18
TECH. L. UDDIN 7-16-18
APRV. J. CAIRO 8-21-18

TITLE
GA800 DIMENSION DRAWING
FRAME SIZE 4
IP20 ENCLOSURE

SIZE A PAGE 2 OF 4
DWG.NO. DD.GA80.FR4.IP20

REV 0

Terminal and Wiring Information for GA80□4075

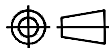


C/C: GA80□	TERMINAL SYMBOL	WIRE RANGE AWG (mm ²)	TERMINAL SCREW	CLAMPING TORQUE N.m. (lb.in.)
4075□□□	R/L1, S/L2, T/L3	8 - 2 (10 - 35)	M5	4.1 - 4.5 (36 - 40)
	U/T1, V/T2, W/T3	8 - 2 (10 - 35)	M5	4.1 - 4.5 (36 - 40)
	-, +1	8 - 2 (10 - 35)	M5	4.1 - 4.5 (36 - 40)
	B1, B2	14 - 6 (2.5 - 10)	M4	1.5 - 1.7 (13.5 - 15)
	⊕	6 - 4 (16 - 25)	M6	5.4 - 6.0 (47.8 - 53.1)

□ Denotes A-Z

Note: Refer to applicable codes and standards for proper wire type and size.

YASKAWA



UNITS MM [IN]

SCALE 1:5

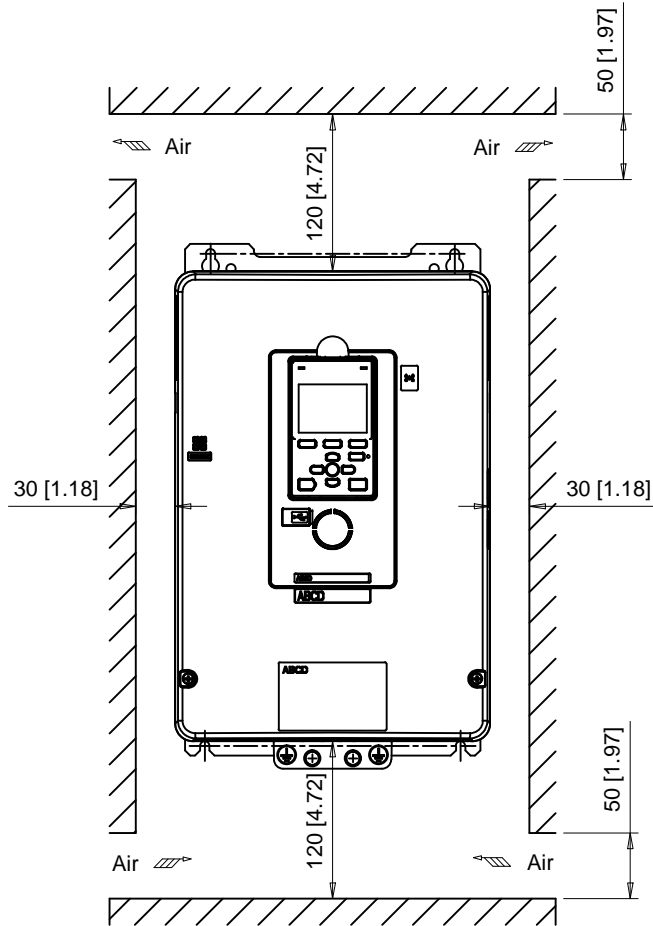
DRWN.	J. MATTAS	6-27-18
CHKD.	J. PIOTROWSKI	7-9-18
TECH.	L. UDDIN	7-16-18
APRV.	J. CAIRO	8-21-18

TITLE
GA800 DIMENSION DRAWING
FRAME SIZE 4
IP20 ENCLOSURE

SIZE A PAGE 3 OF 4
DWG.NO. DD.GA80.FR4.IP20

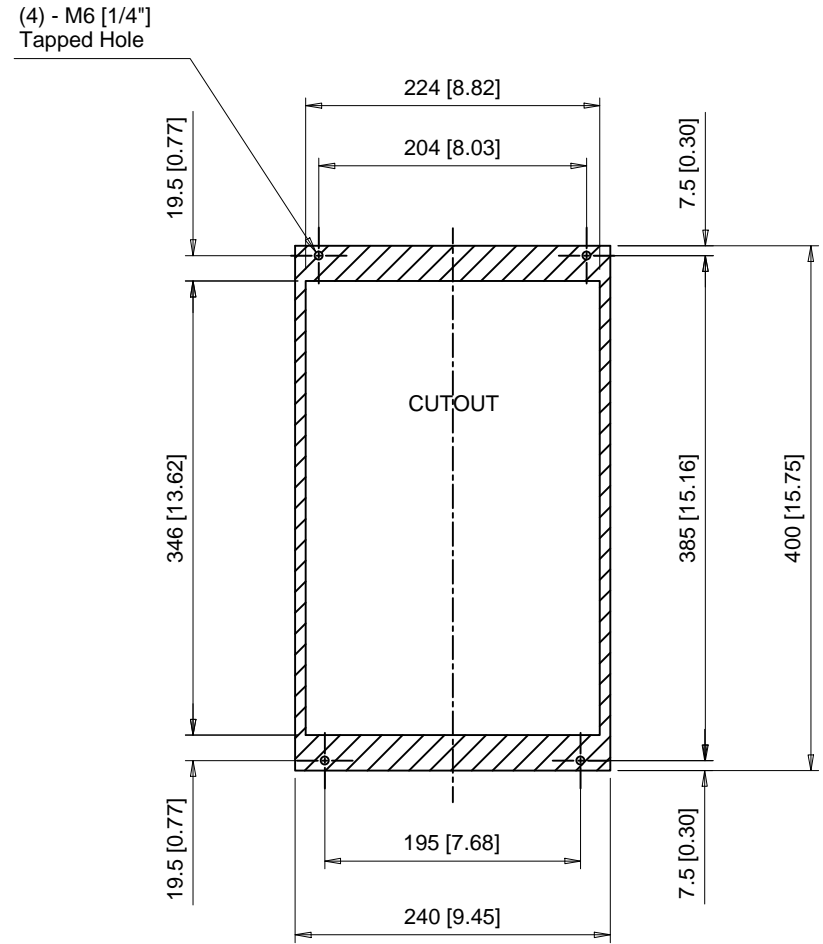
REV
0

Minimum Installation Clearances



Note:
For alternate mounting configurations, consult manual.

Panel Cutout
For External Heatsink Mounting Configuration



Notes:
Exposed heatsink minimum clearance D = 119 [4.69].
Refer to external heatsink instructions document for additional details.

YASKAWA

UNITS MM [IN]
SCALE 1:6

DRWN.	J. MATTAS	6-27-18
CHKD.	J. PIOTROWSKI	7-9-18
TECH.	L. UDDIN	7-16-18
APRV.	J. CAIRO	8-21-18

TITLE	GA800 DIMENSION DRAWING FRAME SIZE 4 IP20 ENCLOSURE
-------	---

SIZE	A	PAGE	4 OF 4
DWG.NO.	DD.GA80.FR4.IP20		

REV	0
-----	---