

The dimensions shown are for an IP20 Type Drive that has been converted to a NEMA Type 1 Drive by adding the parts from NEMA 1 Kit part number 900-192-121-005

C/C:	INPUT VOLTAGE	WEIGHT	COOLING
GA80□	3-PHASE (VAC)	Kg (lb)	FANS
2110□□□	200 TO 240	24 (52.9)	2
4075□□□	380 TO 480	20 (44.1)	2

□ denotes A-Z

1	REVISED KIT PART NUMBER
0	INITIAL RELEASE



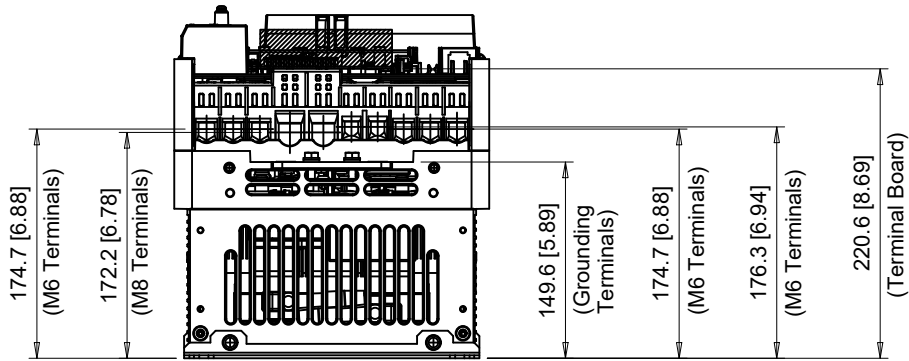
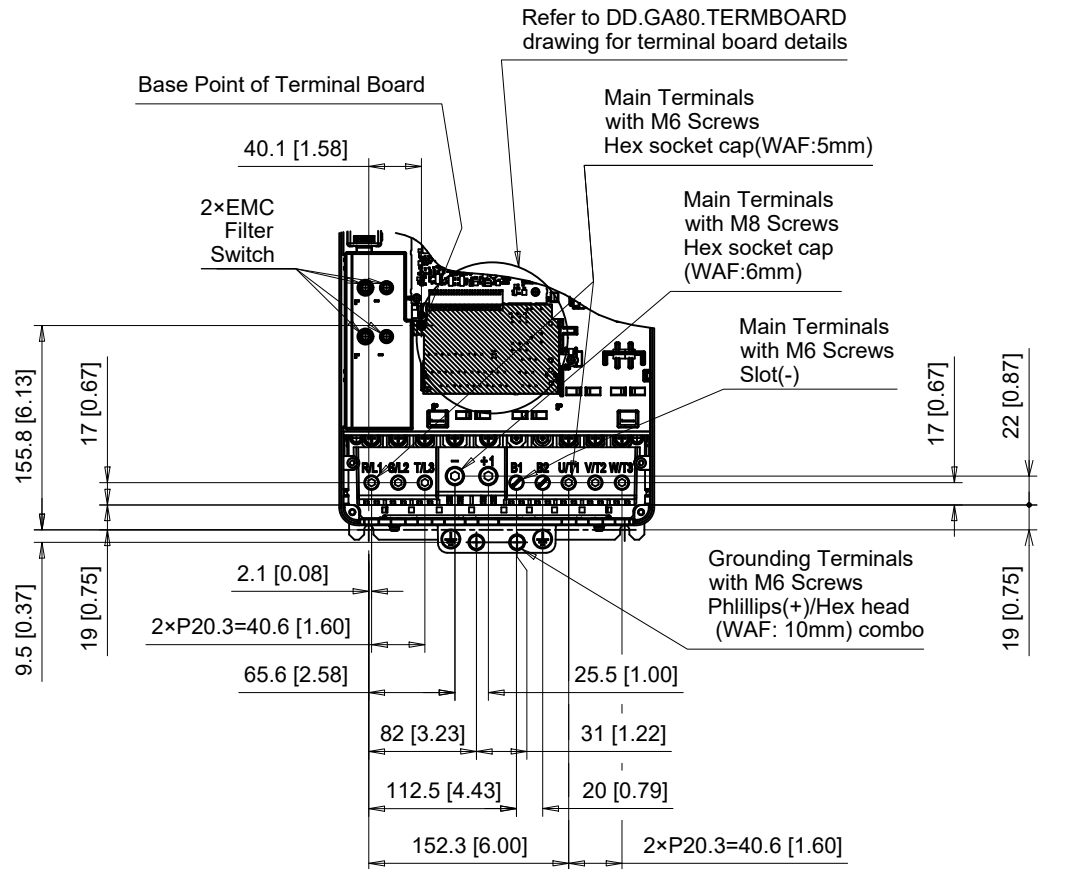
DRWN.	J. MATTAS	6-28-18
CHKD.	J. PIOTROWSKI	7-9-18
TECH.	L. UDDIN	7-16-18
APRV.	J. CAIRO	8-21-18

UNITS	MM [IN]
SCALE	1:6

DRWN.	J. MATTAS	6-28-18
CHKD.	J. PIOTROWSKI	7-9-18
TECH.	L. UDDIN	7-16-18
APRV.	J. CAIRO	8-21-18

TITLE	GA800 DIMENSION DRAWING FRAME SIZE 4 NEMA TYPE 1 ENCLOSURE
SIZE	A
PAGE	1 OF 4
REV	1
DWG.NO.	DD.GA80.FR4.N1

Terminal and Wiring Information for GA80□2110



C/C: GA80□	TERMINAL SYMBOL	WIRE RANGE AWG (mm ²)	TERMINAL SCREW	CLAMPING TORQUE N.m. (lb.in.)
2110□□□	R/L1, S/L2, T/L3	6 - 2/0 (16 - 70)	M6	8 - 9 (71 - 80)
	U/T1, V/T2, W/T3	6 - 2/0 (16 - 70)	M6	8 - 9 (71 - 80)
	-, +1	2 - 4/0 (35 - 120)	M8	10 - 12 (89 - 107)
	B1, B2	14 - 2 (2.5 - 35)	M6	3 - 3.5 (27 - 31)
	⊕	6 - 4 (16 - 25)	M6	5.4 - 6.0 (47.8 - 53.1)

□ Denotes A-Z
Note: Refer to applicable codes and standards for proper wire type and size.

1	REVISED KIT PART NUMBER
0	INITIAL RELEASE



UNITS MM [IN]
SCALE 1:6

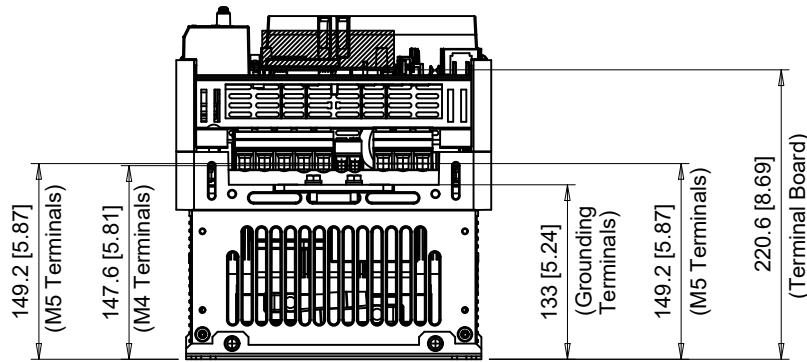
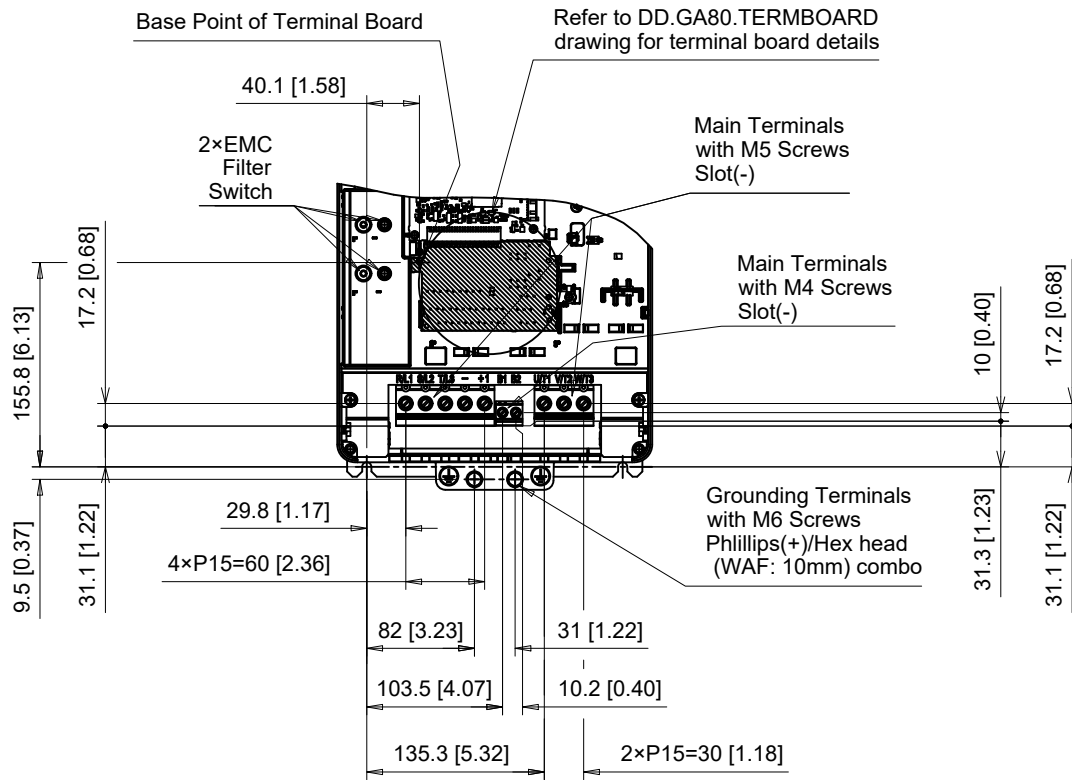
DRWN.	J. MATTAS	6-28-18
CHKD.	J. PIOTROWSKI	7-9-18
TECH.	L. UDDIN	7-16-18
APRV.	J. CAIRO	8-21-18

TITLE
GA800 DIMENSION DRAWING
FRAME SIZE 4
NEMA TYPE 1 ENCLOSURE

SIZE	A	PAGE	2 OF 4
DWG.NO.		DD.GA80.FR4.N1	

REV
1

Terminal and Wiring Information for GA80□4075



C/C: GA80□	TERMINAL SYMBOL	WIRE RANGE AWG (mm ²)	TERMINAL SCREW	CLAMPING TORQUE N.m. (lb.in.)
4075□□□	R/L1, S/L2, T/L3	8 - 2 (10 - 35)	M5	4.1 - 4.5 (36 - 40)
	U/T1, V/T2, W/T3	8 - 2 (10 - 35)	M5	4.1 - 4.5 (36 - 40)
	-, +1	8 - 2 (10 - 35)	M5	4.1 - 4.5 (36 - 40)
	B1, B2	14 - 6 (2.5 - 10)	M4	1.5 - 1.7 (13.5 - 15)
	⊕	6 - 4 (16 - 25)	M6	5.4 - 6.0 (47.8 - 53.1)

□ Denotes A-Z

Note: Refer to applicable codes and standards for proper wire type and size.

1	REVISED KIT PART NUMBER
0	INITIAL RELEASE



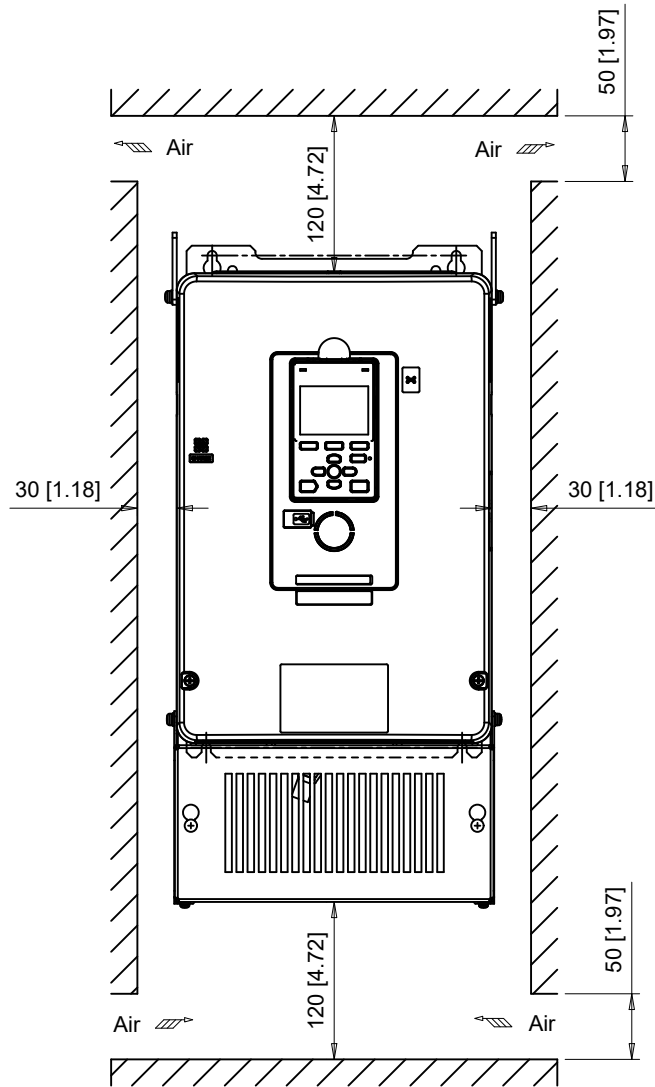
DRWN.	J. MATTAS
CHKD.	J. PIOTROWSKI
TECH.	L. UDDIN
APRV.	J. CAIRO

SCALE	1:5
-------	-----

DRWN.	J. MATTAS	6-28-18
CHKD.	J. PIOTROWSKI	7-9-18
TECH.	L. UDDIN	7-16-18
APRV.	J. CAIRO	8-21-18

TITLE	GA800 DIMENSION DRAWING FRAME SIZE 4 NEMA TYPE 1 ENCLOSURE
SIZE	A
PAGE	3 OF 4
REV	1
DWG.NO.	DD.GA80.FR4.N1

Minimum Installation Clearances



Note:
For alternate mounting configurations, consult manual.

1	REVISED KIT PART NUMBER
0	INITIAL RELEASE

YASKAWA

UNITS	MM [IN]
SCALE	1:6

DRWN.	J. MATTAS	6-28-18
CHKD.	J. PIOTROWSKI	7-9-18
TECH.	L. UDDIN	7-16-18
APRV.	J. CAIRO	8-21-18

TITLE	GA800 DIMENSION DRAWING FRAME SIZE 4 NEMA TYPE 1 ENCLOSURE
-------	--

SIZE	A	PAGE	4 OF 4
DWG.NO.	DD.GA80.FR4.N1		

REV	1
-----	---