

The dimensions shown are for an IP20 Type Drive that has been converted to a NEMA Type 1 Drive by adding the parts from NEMA 1 Kit part number 900-192-121-006

C/C: GA80□	INPUT VOLTAGE 3-PHASE (VAC)	WEIGHT Kg (lb)	COOLING FANS
2138□□□	200 TO 240	27 (59.5)	2
4089□□□	380 TO 480	25 (55.1)	2
4103□□□		29 (63.9)	2

□ denotes A-Z

1	REVISED KIT PART NUMBER
0	INITIAL RELEASE



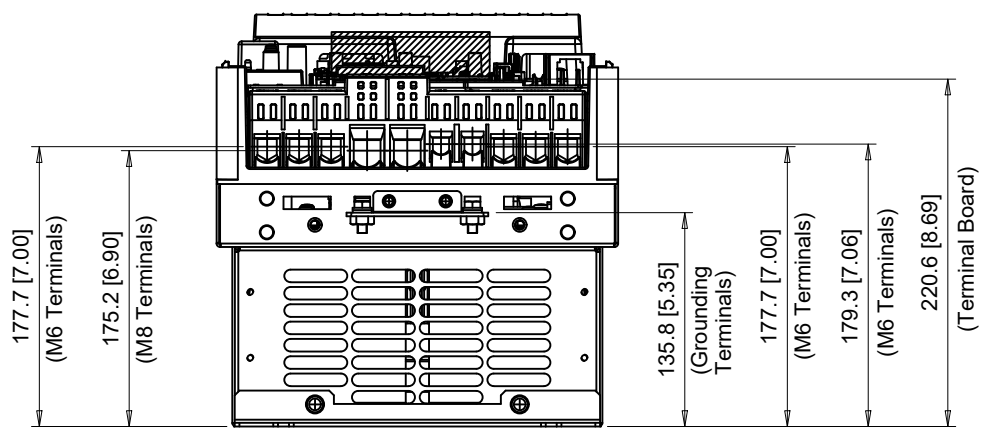
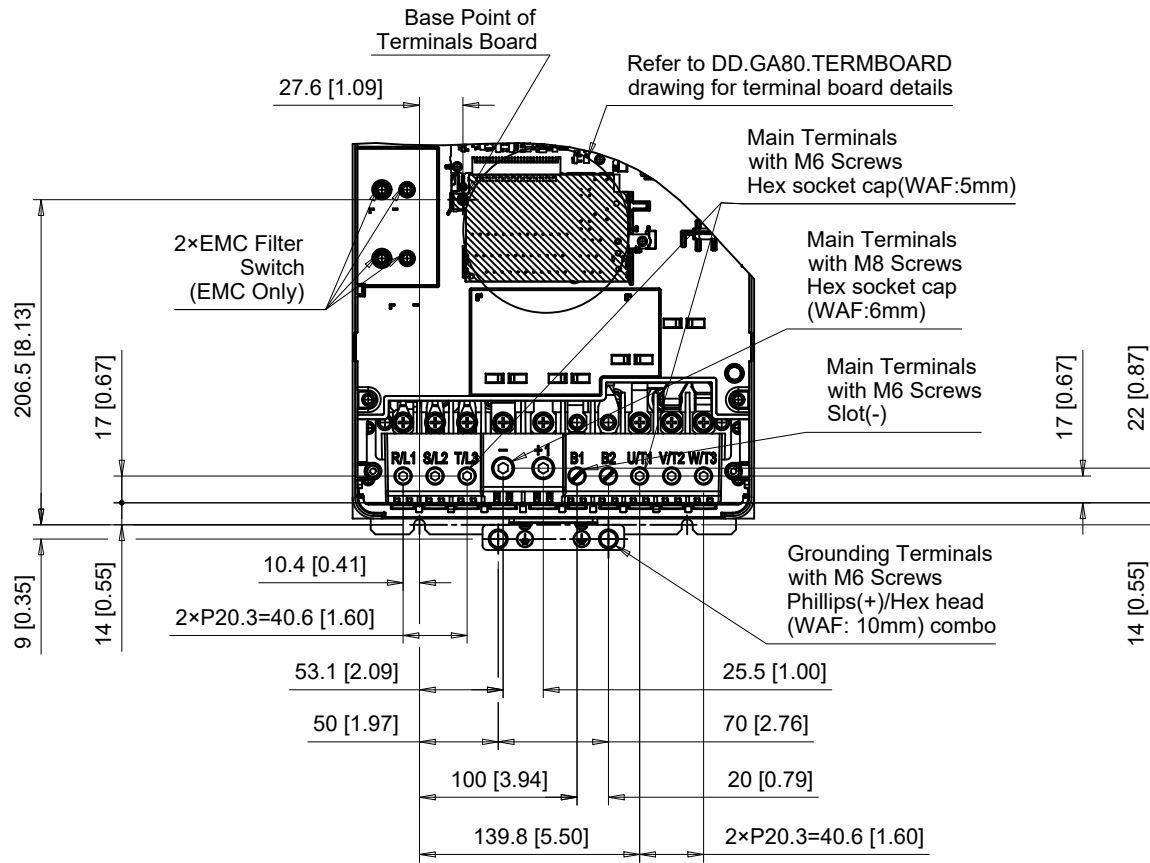
DRWN.	J. MATTAS	6-28-18
CHKD.	J. PIOTROWSKI	7-9-18
TECH.	L. UDDIN	7-16-18
APRV.	J. CAIRO	8-21-18

UNITS	MM [IN]
SCALE	1:8

TITLE	GA800 DIMENSION DRAWING FRAME SIZE 6 NEMA TYPE 1 ENCLOSURE
-------	--

SIZE	A	PAGE	1 OF 4	REV	1
DWG.NO.		DD.GA80.FR6.N1			

Terminal and Wiring Information for GA80□2138 and GA80□4103



C/C: GA80□	TERMINAL SYMBOL	WIRE RANGE AWG (mm ²)	TERMINAL SCREW	CLAMPING TORQUE N.m. (lb.in.)
2138□□□	R/L1, S/L2, T/L3	6 - 2/0 (16 - 70)	M6	8 - 9 (71 - 80)
4103□□□	U/T1, V/T2, W/T3	6 - 2/0 (16 - 70)	M6	8 - 9 (71 - 80)
	-, +1	2 - 4/0 (35 - 120)	M8	10 - 12 (89 - 107)
	B1, B2	14 - 2 (2.5 - 35)	M6	3.0 - 3.5 (27 - 31)
	⊕	6 - 4 (16 - 25)	M6	5.4 - 6.0 (47.8 - 53.1)

□ Denotes A-Z
Note: Refer to applicable codes and standards for proper wire type and size.

1	REVISED KIT PART NUMBER
0	INITIAL RELEASE



UNITS MM [IN]
SCALE 1:5

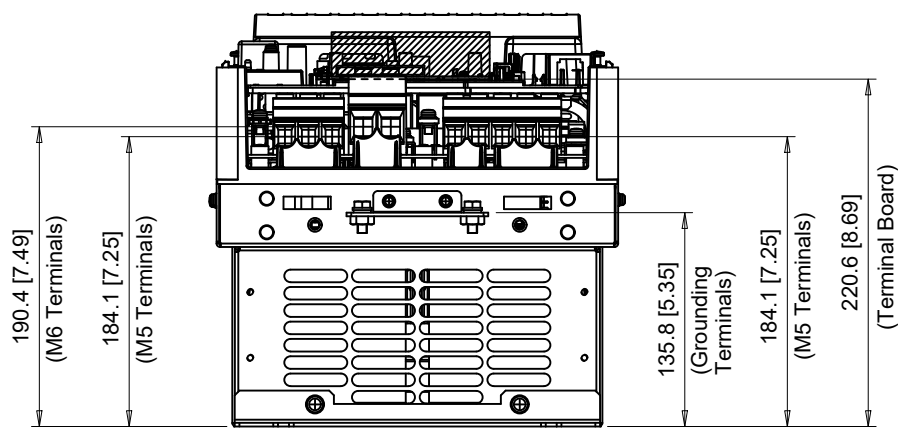
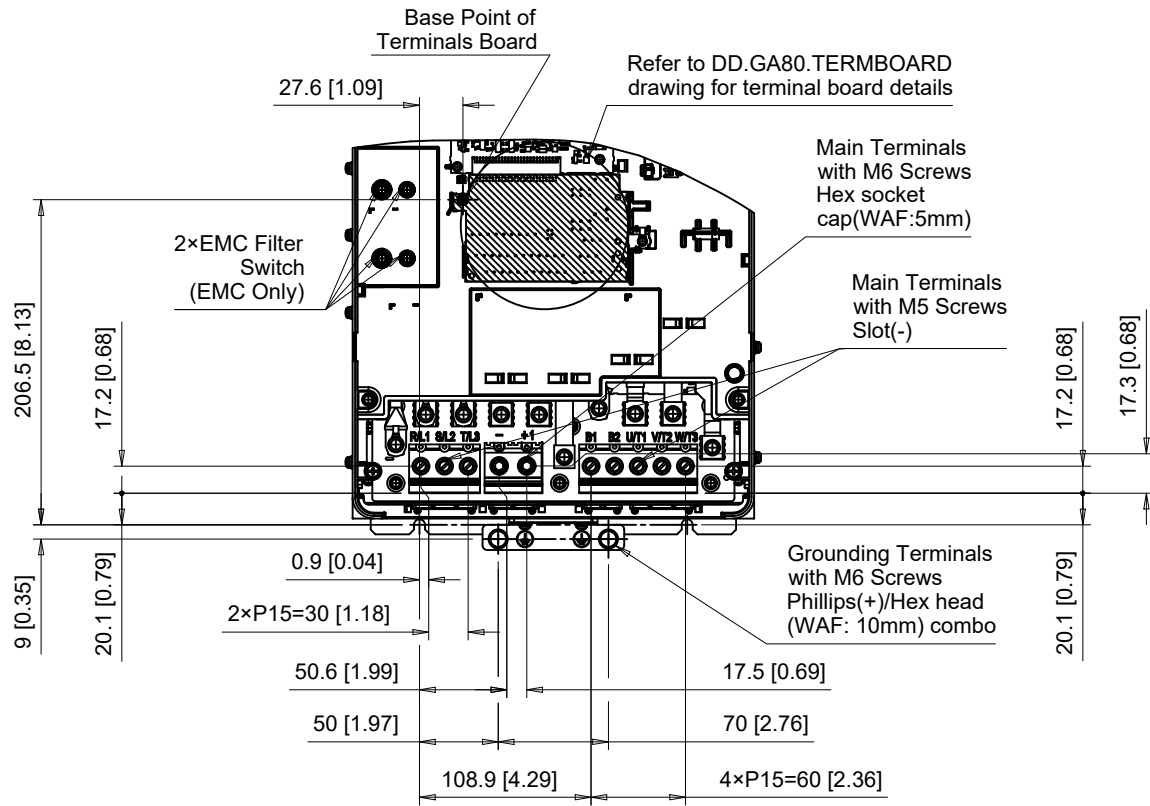
DRWN.	J. MATTAS	6-28-18
CHKD.	J. PIOTROWSKI	7-9-18
TECH.	L. UDDIN	7-16-18
APRV.	J. CAIRO	8-21-18

TITLE
GA800 DIMENSION DRAWING
FRAME SIZE 6
NEMA TYPE 1 ENCLOSURE

SIZE	A	PAGE	2 OF 4
DWG.NO.		DD.GA80.FR6.N1	

REV
1

Terminal and Wiring Information for GA80□4089



C/C: GA80□	TERMINAL SYMBOL	WIRE RANGE AWG (mm ²)	TERMINAL SCREW	CLAMPING TORQUE N.m. (lb.in.)
4089□□□	R/L1, S/L2, T/L3	8 - 2 (10 - 35)	M5	4.1 - 4.5 (36 - 40)
	U/T1, V/T2, W/T3	8 - 2 (10 - 35)	M5	4.1 - 4.5 (36 - 40)
	-, +1	14 - 2/0 (2.5 - 70)	M6	5.0 - 5.5 (45 - 49)
	B1, B2	8 - 2 (10 - 35)	M5	4.1 - 4.5 (36 - 40)
	⊕	6 - 4 (16 - 25)	M6	5.4 - 6.0 (47.8 - 53.1)

□ Denotes A-Z

Note: Refer to applicable codes and standards for proper wire type and size.

1	REVISED KIT PART NUMBER
0	INITIAL RELEASE



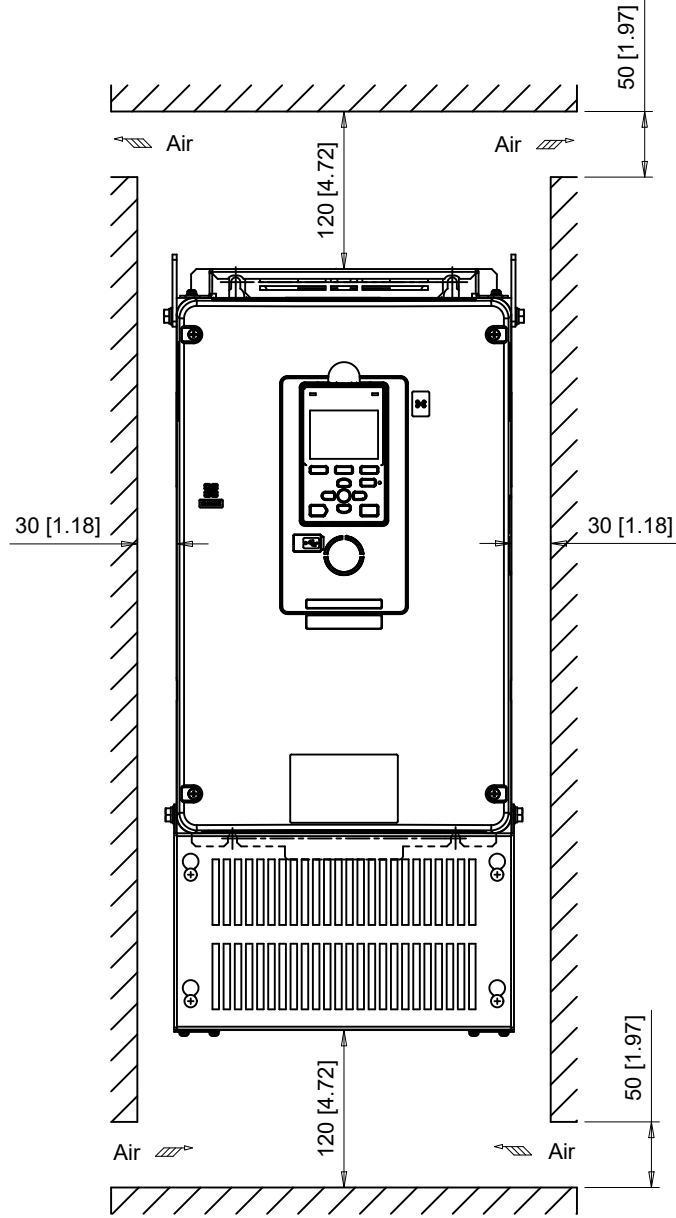
DRWN.	J. MATTAS	6-28-18
CHKD.	J. PIOTROWSKI	7-9-18
TECH.	L. UDDIN	7-16-18
APRV.	J. CAIRO	8-21-18

UNITS	MM [IN]
SCALE	1:5

DRWN.	J. MATTAS	6-28-18
CHKD.	J. PIOTROWSKI	7-9-18
TECH.	L. UDDIN	7-16-18
APRV.	J. CAIRO	8-21-18

TITLE	GA800 DIMENSION DRAWING FRAME SIZE 6 NEMA TYPE 1 ENCLOSURE
SIZE	A
PAGE	3 OF 4
REV	1
DWG.NO.	DD.GA80.FR6.N1

Minimum Installation Clearances



Note:
For alternate mounting configurations, consult manual.

1	REVISED KIT PART NUMBER
0	INITIAL RELEASE

YASKAWA

UNITS	MM [IN]
SCALE	1:6

DRWN.	J. MATTAS	6-28-18
CHKD.	J. PIOTROWSKI	7-9-18
TECH.	L. UDDIN	7-16-18
APRV.	J. CAIRO	8-21-18

TITLE	GA800 DIMENSION DRAWING FRAME SIZE 6 NEMA TYPE 1 ENCLOSURE
-------	--

SIZE	A	PAGE	4 OF 4
DWG.NO.	DD.GA80.FR6.N1		

REV	1
-----	---