

The dimensions shown are for an IP20 Type Drive that has been converted to a NEMA Type 1 Drive by adding the parts from NEMA 1 Kit part number 900-192-121-008

C/C:	INPUT VOLTAGE	WEIGHT	COOLING
GA80□	3-PHASE (VAC)	Kg (lb)	FANS
2211□□□	200 TO 240	46 (101.4)	2

□ denotes A-Z

1	REVISED KIT PART NUMBER
0	INITIAL RELEASE

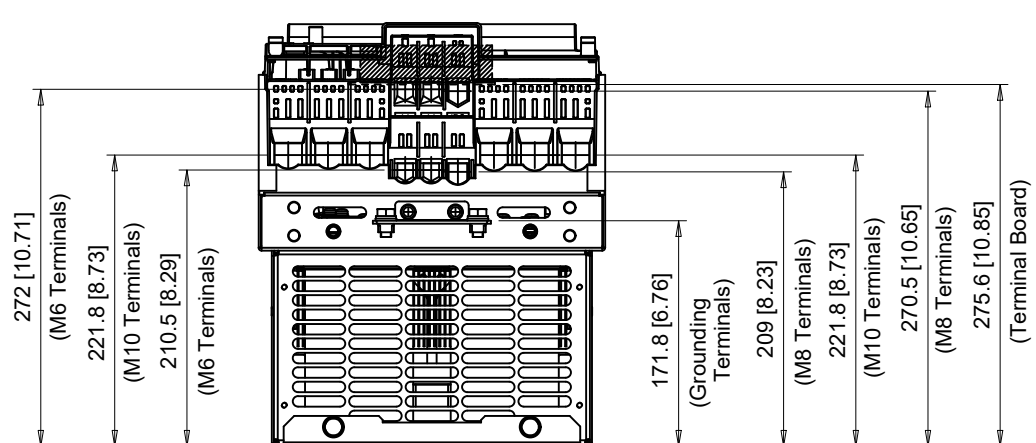
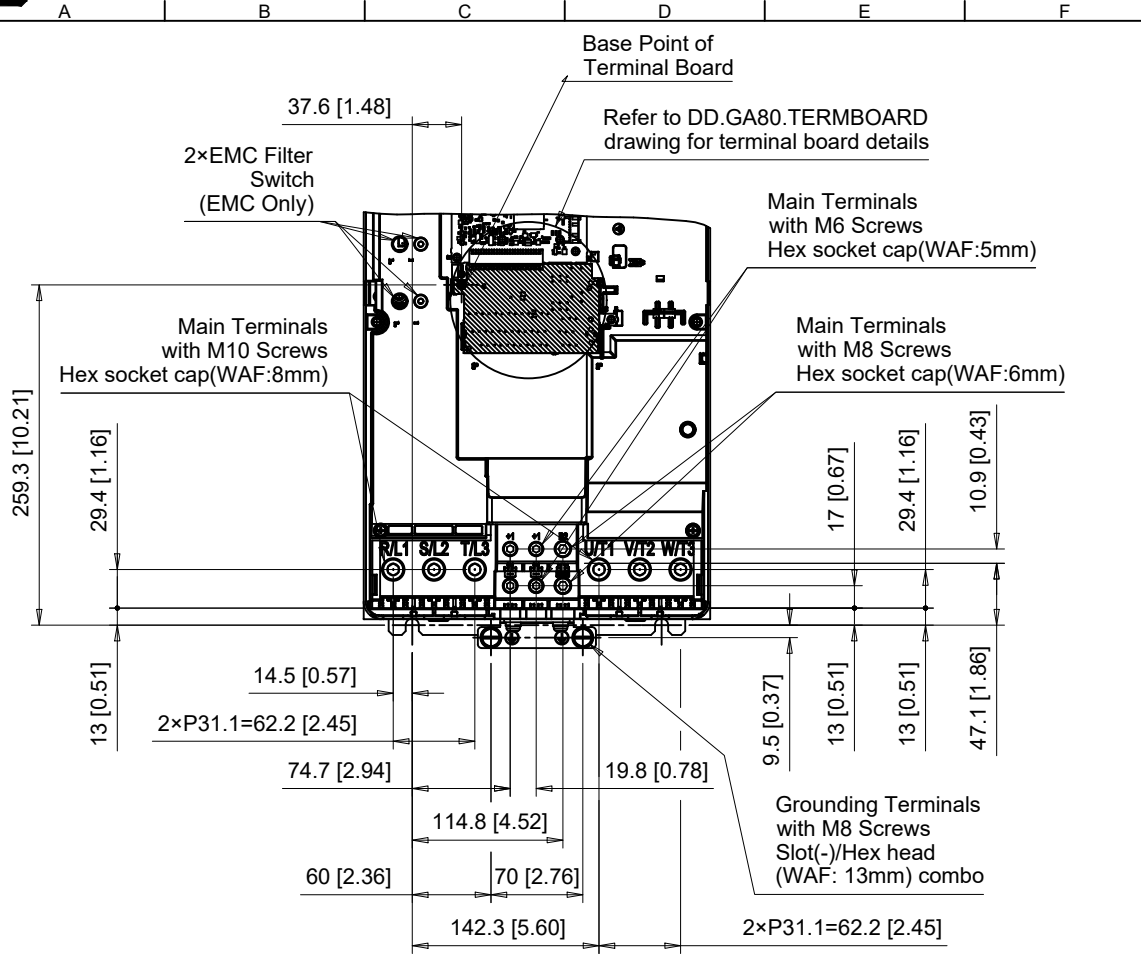


DRWN.	J. MATTAS	6-28-18
CHKD.	J. PIOTROWSKI	7-9-18
TECH.	L. UDDIN	7-16-18
APRV.	J. CAIRO	8-21-18

UNITS	MM [IN]
SCALE	1:10

TITLE	GA800 DIMENSION DRAWING FRAME SIZE 7B NEMA TYPE 1 ENCLOSURE
-------	---

SIZE	A	PAGE	1 OF 3	REV	1
DWG.NO.	DD.GA80.FR7B.N1				



C/C:	TERMINAL SYMBOL	WIRE RANGE AWG (mm ²)	TERMINAL SCREW	CLAMPING TORQUE N.m. (lb.in.)
GA80□	R/L1, S/L2, T/L3	2 - 300 (35 - 150)	M10	12 - 14 (107 - 124)
2211□□□	U/T1, V/T2, W/T3	2 - 300 (35 - 150)	M10	12 - 14 (107 - 124)
	- , - , +1, +1	6 - 2/0 (16 - 70)*1	M6	8 - 9 (71 - 80)
	+3/B1, B2	4 - 3/0 (25 - 95)	M8	8 - 9 (71 - 80)
	⊕	4 - 1/0 (25 - 50)	M8	9.0 - 11 (79.7 - 97.4)

□ Denotes A-Z
 Note: Refer to applicable codes and standards for proper wire type and size.
 *1 - Terminals "-" and "+1" have two screws. Wire range indicates the wire gauge per one terminal.

1	REVISED KIT PART NUMBER
0	INITIAL RELEASE



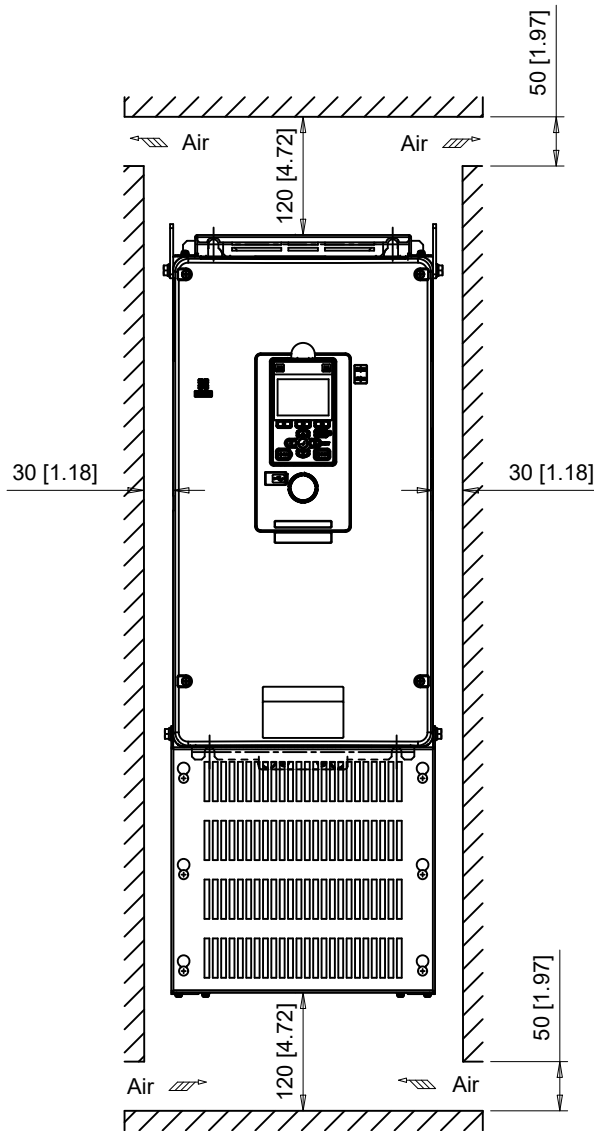
DRWN.	J. MATTAS	6-28-18
CHKD.	J. PIOTROWSKI	7-9-18
TECH.	L. UDDIN	7-16-18
APRV.	J. CAIRO	8-21-18

TITLE	GA800 DIMENSION DRAWING FRAME SIZE 7B NEMA TYPE 1 ENCLOSURE
-------	---

SIZE	A	PAGE	2 OF 3
DWG.NO.	DD.GA80.FR7B.N1		

REV 1

Minimum Installation Clearances (Scale 1:8)



Note:
For alternate mounting configurations, consult manual.

1	REVISED KIT PART NUMBER
0	INITIAL RELEASE

YASKAWA

UNITS MM [IN]
SCALE ABOVE

DRWN.	J. MATTAS	6-28-18
CHKD.	J. PIOTROWSKI	7-9-18
TECH.	L. UDDIN	7-16-18
APRV.	J. CAIRO	8-21-18

TITLE
GA800 DIMENSION DRAWING FRAME SIZE 7B NEMA TYPE 1 ENCLOSURE

SIZE	A	PAGE	3 OF 3
DWG.NO.	DD.GA80.FR7B.N1		

REV	1
-----	---