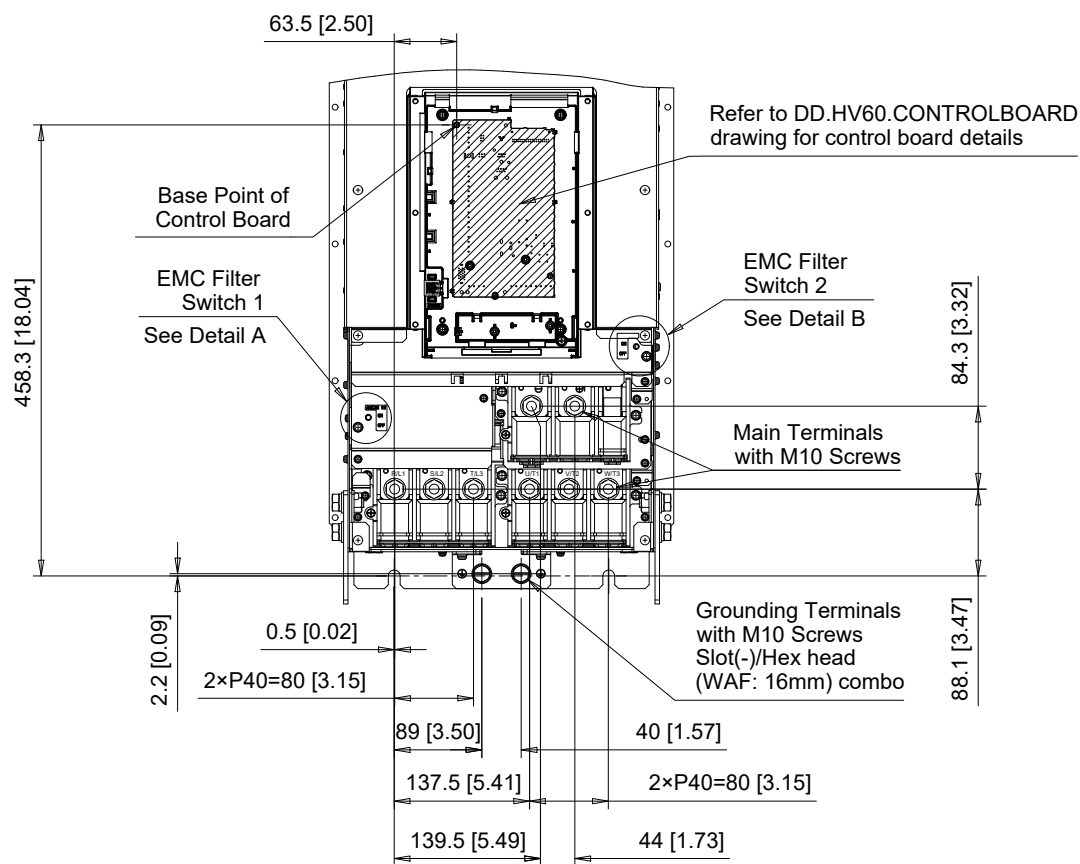


The dimensions shown are for an IP20/Type 1 Drive that has been converted to a IP20/Backside Type 12 Drive by adding the parts from Type 12 heatsink external mounting kit number part number ZPSD-600-EH12-FR9

| C/C: HV60□ | INPUT VOLTAGE 3-PHASE (VAC) | WEIGHT Kg (lb) | COOLING FANS |
|---------------|--------------------------------|-------------------|-----------------|
| 2211□□□ | 200 TO 240 | 80 (176) | 2 |
| 2273□□□ | | 84 (185) | 2 |
| 4180□□□ | 380 TO 480 | 81 (178) | 2 |
| 4240□□□ | | 84 (185) | 2 |

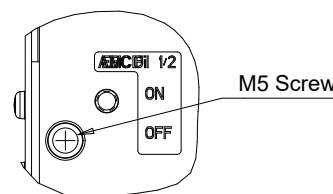
□ denotes A-Z



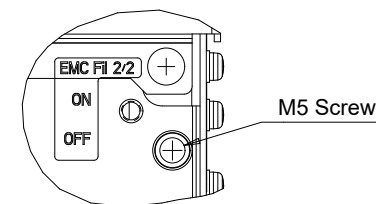
EMC FILTER SWITCHES

EMC SW1

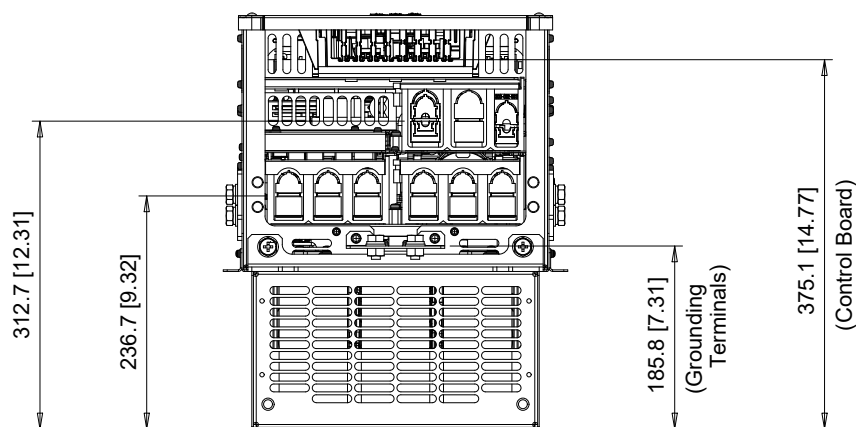
EMC SW2



Detail A
Scale 1:2



Detail B
Scale 1:2



| C/C: HV600 | TERMINAL SYMBOL | WIRE RANGE AWG (mm ²) | TERMINAL SCREW | CLAMPING TORQUE N.m. (lb.in.) |
|---------------|--------------------|--------------------------------------|-------------------|----------------------------------|
| 2211 | R/L1, S/L2, T/L3 | 3 - 4/0 x 2P (30 - 120 x 2P) | M10 | 20 (177) |
| 2273 | U/T1, V/T2, W/T3 | 3 - 4/0 x 2P (30 - 120 x 2P) | M10 | 20 (177) |
| 4180 | -, +1 | 10 - 250 x 2P (6 - 120 x 2P) | M10 | 20 (177) |
| 4240 | ⊕ | 2 - 350 (35 - 185) | M10 | 18 - 23 (159 - 204) |

□ Denotes A-Z

Note: Refer to applicable codes and standards for proper wire type and size.

YASKAWA

UNITS MM [IN]
SCALE 1:8

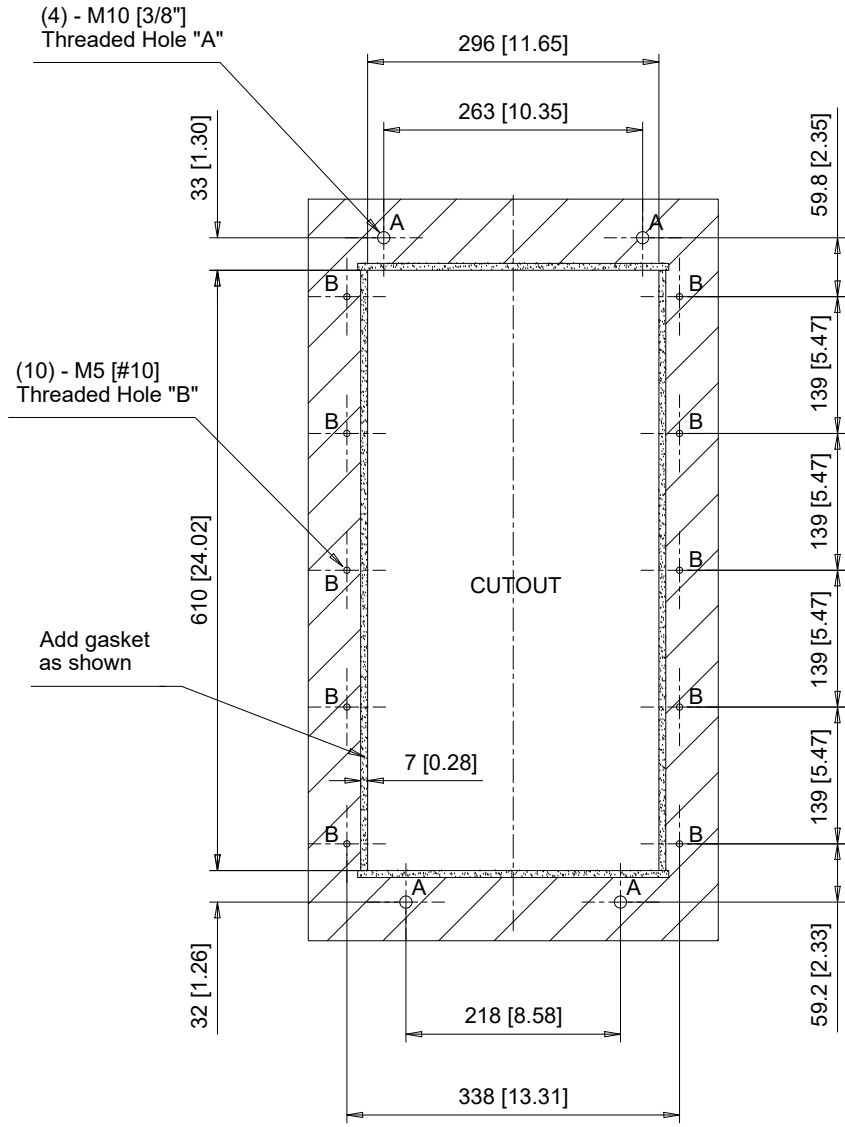
DRWN. J. MATTAS 2-20-20
CHKD. J. PIOTROWSKI 2-26-20
TECH. L. UDDIN 3-9-20
APRV. J. CAIRO 3-12-20

TITLE
HV600 DIMENSION DRAWING
FRAME SIZE 9
BACKSIDE TYPE 12 ENCLOSURE

SIZE A PAGE 2 OF 3
DWG.NO. DD.HV60.FR9.FLNG

REV 0

Panel Cutout



Notes:
Exposed heatsink minimum clearance D = 165 [6.50].
Refer to Type 12 heatsink external installation manual for additional details.



| | | |
|-------|-------|---------|
| | UNITS | MM [IN] |
| SCALE | 1:8 | |

| | | |
|-------|---------------|---------|
| DRWN. | J. MATTAS | 2-20-20 |
| CHKD. | J. PIOTROWSKI | 2-26-20 |
| TECH. | L. UDDIN | 3-9-20 |
| APRV. | J. CAIRO | 3-12-20 |

| | |
|-------|---|
| TITLE | HV600 DIMENSION DRAWING FRAME SIZE 9 BACKSIDE TYPE 12 ENCLOSURE |
|-------|---|

| | | | |
|---------|------------------|------|--------|
| SIZE | A | PAGE | 3 OF 3 |
| DWG.NO. | DD.HV60.FR9.FLNG | | |

| | |
|-----|---|
| REV | 0 |
|-----|---|