

NOTES:
 A. FOR REFERENCE ONLY UNLESS PROPERLY ENDORSED. FOR ADDITIONAL DETAILS AND SPECIFICATIONS, CONSULT FACTORY.
 B. DIMENSIONS ARE IN INCHES[MILLIMETERS]

paul_johnson Monday, June 15, 2015 7:51:00 AM

YASKAWA

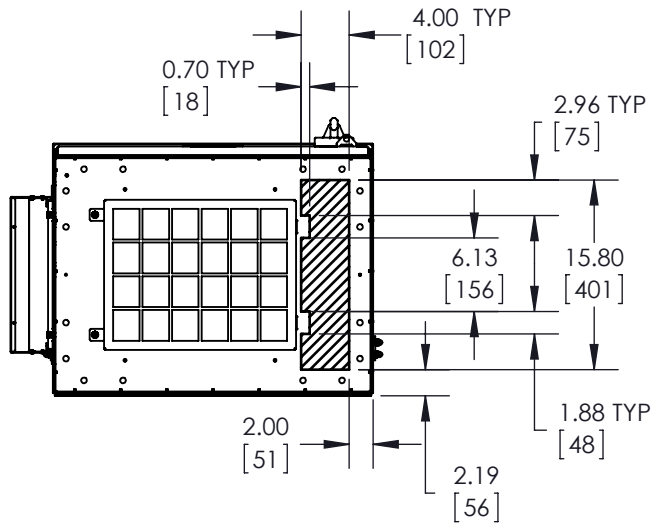
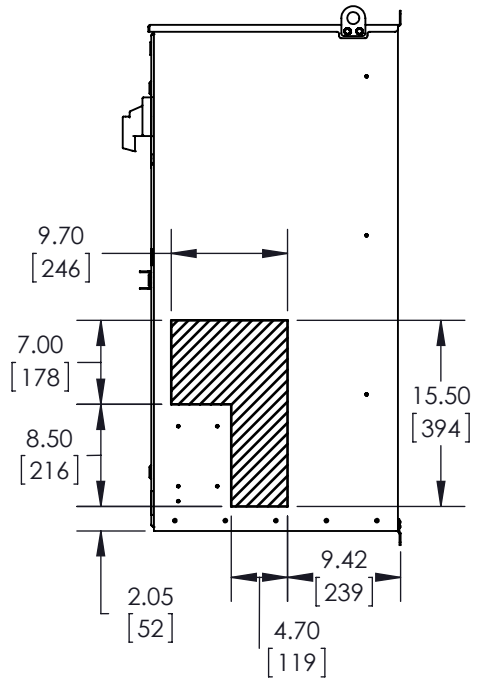
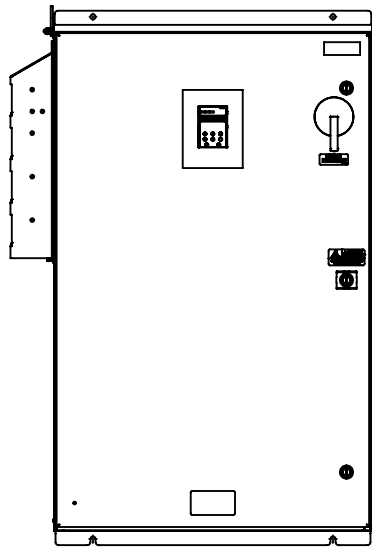
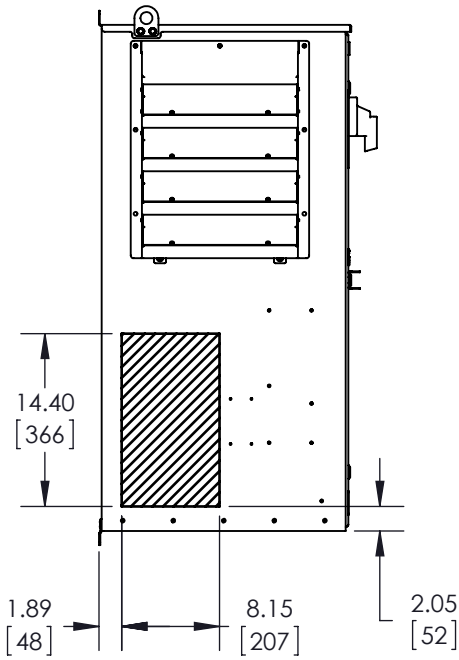
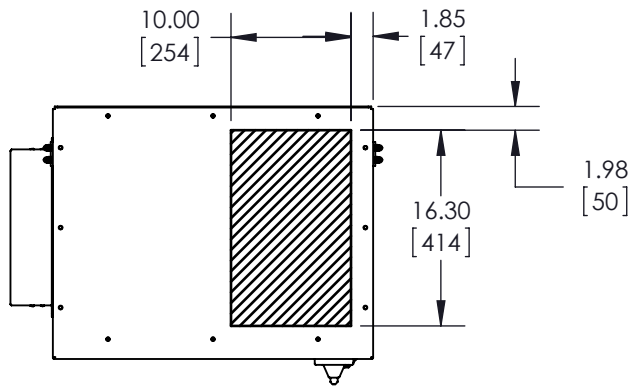
DRAWN: P. Johnson	DATE 06/05/15
CHECKED: D. Guckenberger	DATE 06/08/15
TECH:	DATE
APPROVED: K. Flierl	DATE 06/09/15
ORIGINAL DESIGN: P. Johnson	DATE 06/05/15

TITLE: DIMENSION DRAWING, Z1000U, TYPE 3R, W2		
MATERIAL#	SIZE A	REVISION 00
DRAWING #:		PAGE 1 OF 2
DD.Z1U.3R.W2.01		

REVISIONS

REV.	DESCRIPTION	ECR#	DRAWN BY	DATE
00	INITIAL RELEASE	----	PSJ	6/4/2015

THIS DOCUMENT AND INFORMATION CONTAINED IN IT ARE CONFIDENTIAL, AND CANNOT BE COPIED OR DISCLOSED IN WHOLE OR IN PART WITHOUT THE EXPRESS WRITTEN CONSENT OF YASKAWA AMERICA INC.



- NOTES:
- C. USE APPROPRIATE TYPE RATED HUBS OR FITTINGS TO MAINTAIN ENCLOSURE RATING.
 - D. HATCHED AREA INDICATES PERMISSIBLE CONDUIT ENTRANCE AREA

paul_johnson Monday, June 15, 2015 7:51:00 AM

	DRAWN: P. Johnson	DATE 06/05/15	TITLE: DIMENSION DRAWING, Z1000U, TYPE 3R, W2		
	CHECKED: D. Guckenberger	DATE 06/08/15	MATERIAL#		
	TECH: P. Johnson	DATE 06/05/15	SIZE A	REVISION 00	PAGE 2 OF 2
THIS DOCUMENT AND INFORMATION CONTAINED IN IT ARE CONFIDENTIAL, AND CANNOT BE COPIED OR DISCLOSED IN WHOLE OR IN PART WITHOUT THE EXPRESS WRITTEN CONSENT OF YASKAWA AMERICA INC.			DRAWING #: DD.Z1U.3R.W2.01		