

- NOTES:
1. CUSTOMER TO CONNECT FIELD GROUND WIRING TO THE CABINET GROUND LUG.
 2. WITHOUT THE CIRCUIT BREAKER (OPTION PC, PE, OR PM), OR DISCONNECT SWITCH OPTION PD, THE DISCONNECT MEANS MUST BE SUPPLIED BY THE CUSTOMER. BRANCH CIRCUIT PROTECTION TO BE SUPPLIED BY THE CUSTOMER WHEN NOTED ON THE CABINET DATA NAMEPLATE.
 3. WITH A CONTROL POWER TRANSFORMER T1, POWER RATING 350VA OR GREATER, SECONDARY FUSE F6 IS ADDED.
 4. DRIVE INPUT FUSES F3, F4, F5 ARE INCLUDED WITH OPTION PE, PC OR PM FOR BASE NUMBERS B180-B720.
 5. CONDUIT FITTINGS/HUBS SHALL COMPLY WITH THE 'STANDARD FOR CONDUIT, TUBING, AND CABLE FITTINGS, UL 514B'. OR CONDUIT FITTINGS HAVING THE SAME ENVIRONMENTAL RATING AS THE ENCLOSURE SHALL BE USED.
 6. INSULATED TWISTED SHIELDED WIRE IS REQUIRED. SHIELD TO CONNECT TO PROPER TERMINALS AS SHOWN. CONNECT THE SHIELD ONLY AT THIS END. STUB AND ISOLATE THE OTHER END. DO NOT RUN THESE WIRES IN THE SAME CONDUIT AS THE AC POWER AND AC CONTROL WIRES. KEEP ALL WIRING UNDER 50m IN LENGTH.
 7. CUSTOMER TO REPLACE THE JUMPER WITH NORMALLY CLOSED SAFETY INTERLOCKS, IF APPLICABLE.

* - INDICATES COMPONENTS NOT SUPPLIED BY YASKAWA.
 - - INDICATES CUSTOMER WIRING.
 ⏏ - CONNECTED TO THE CABINET OR PANEL.
 SEE DRAWING UDE00757 FOR CUSTOMER CONNECTION TABLES.
 SEE DRAWING UDE00749 FOR DRIVE PARAMETER SETTINGS

REV.	DESCRIPTION	ECO #	DRAWN BY	DATE
00	INITIAL RELEASE	--	KAP	11/14/22

YASKAWA

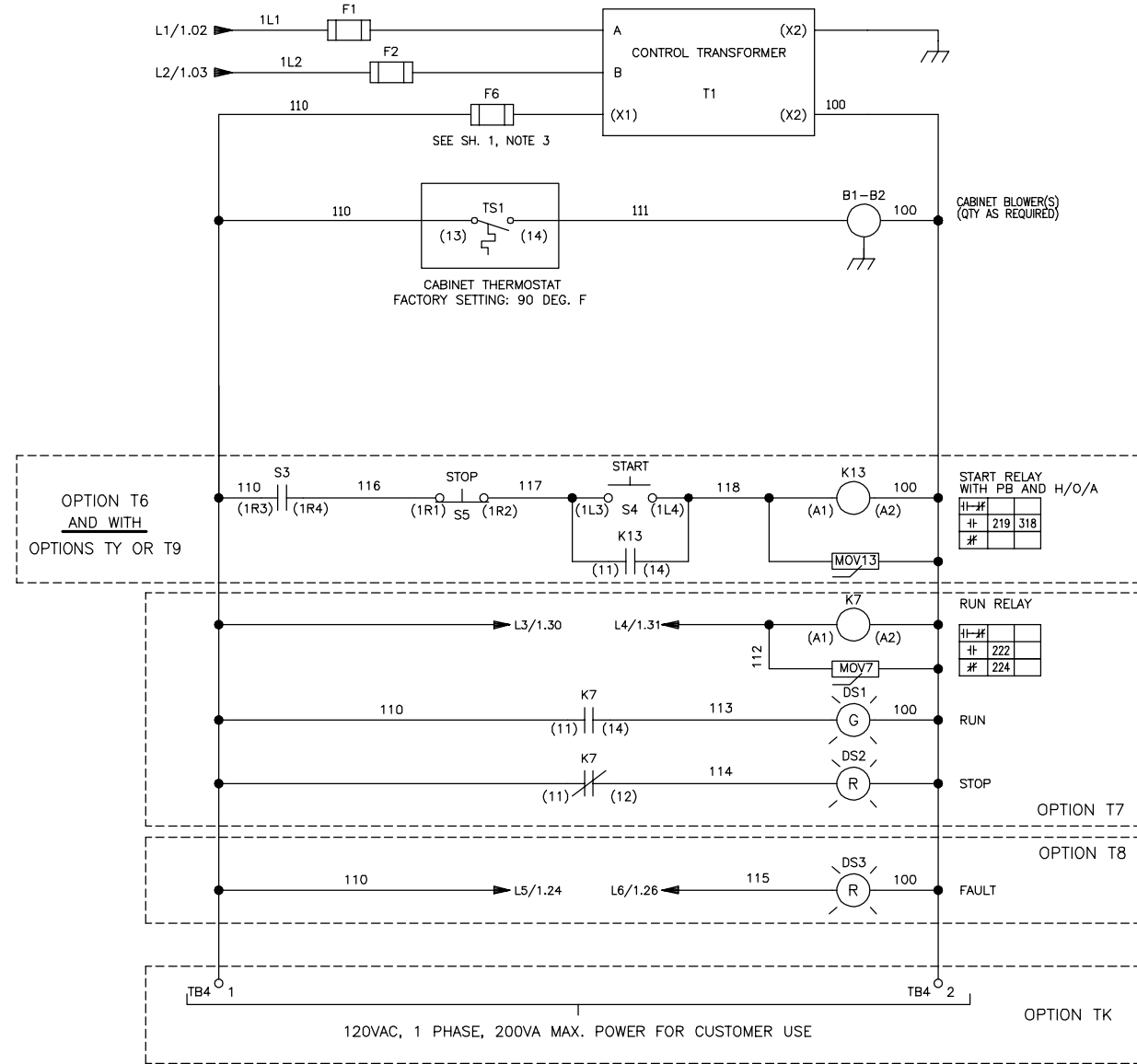
THIS DOCUMENT AND INFORMATION CONTAINED IN IT ARE CONFIDENTIAL, AND CANNOT BE COPIED OR DISCLOSED IN WHOLE OR IN PART WITHOUT THE EXPRESS WRITTEN CONSENT OF YASKAWA AMERICA INC.

DRAWN BY: K. PEOPLES	DATE: 11/14/22	TITLE: SCHEMATIC DIAGRAM FP605 TYPE 1 CONFIGURED
CHECKED BY: K. MALUSIC	DATE: 11/15/22	SIZE: D
APPROVED BY: R. JENSEN	DATE: 11/15/22	REVISION: 00
ORIGINAL DESIGNER: K. PEOPLES	DATE: 11/14/22	PAGE: 1 of 3

DRAWING #:
DS.F6C1.01

CONTROL TRANSFORMER AND
CABINET BLOWER(S)

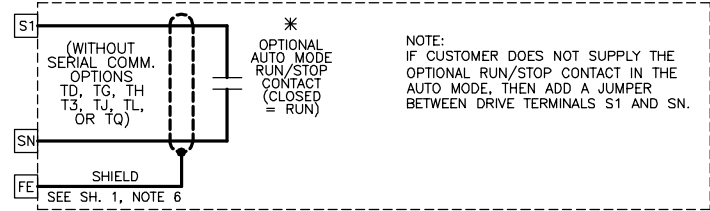
INPUT VOLTS	TERMINALS		JUMPER LOCATION
	A	B	
208	(H1)	(H2)	NONE
240	(H1)	(H4)	(H1) TO (H3) AND (H2) TO (H4)
460/480	(H1)	(H4)	(H2) TO (H3)



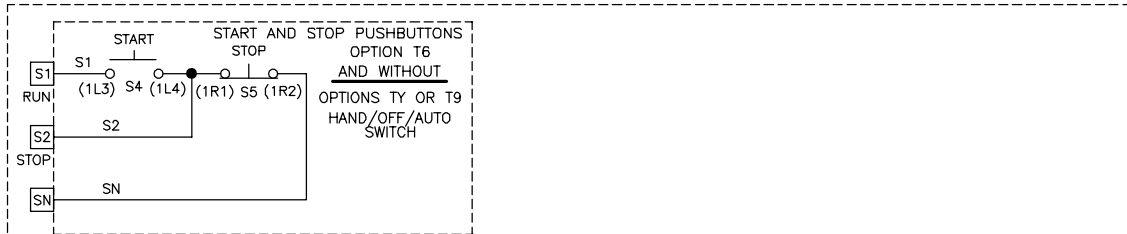
YASKAWA	DRAWN BY: K. PEOPLES	DATE: 11/14/22	TITLE: SCHEMATIC DRAWING
	CHECKED BY: K. MALUSIC	DATE: 11/15/22	FP60S TYPE 1 CONFIGURED
APPROVED: R. JENSEN		DATE: 11/15/22	SIZE: D
ORIGINAL DESIGN: K. PEOPLES		DATE: 11/15/22	REVISION: 00
DRAWING #: DS.F6C1.01			PAGE: 2 of 3

THIS DOCUMENT AND INFORMATION CONTAINED
HEREIN ARE CONFIDENTIAL AND NOT BE
COPIED OR DISCLOSED IN WHOLE OR IN PART
WITHOUT THE EXPRESS WRITTEN CONSENT
OF YASKAWA AMERICA INC.

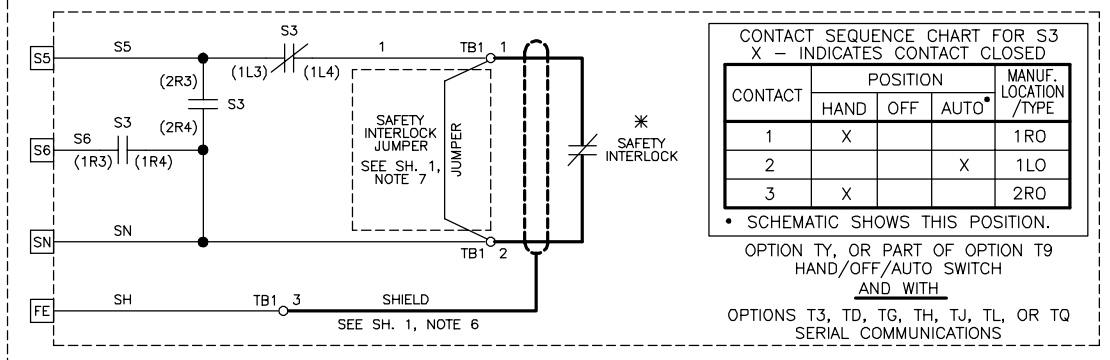
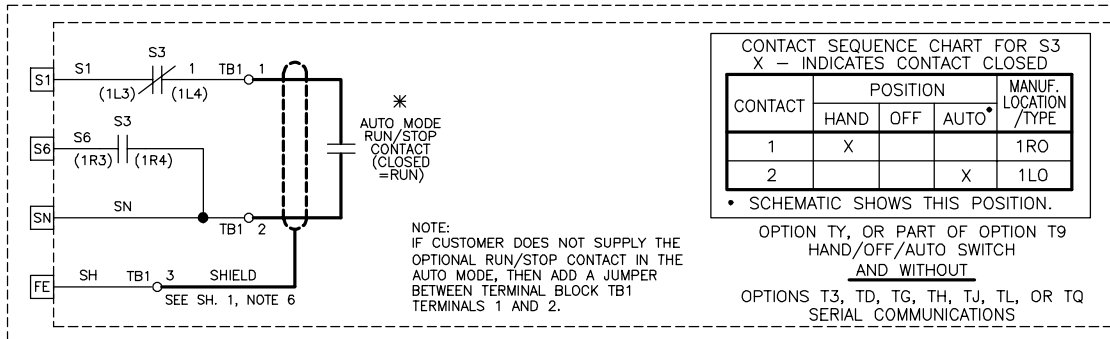
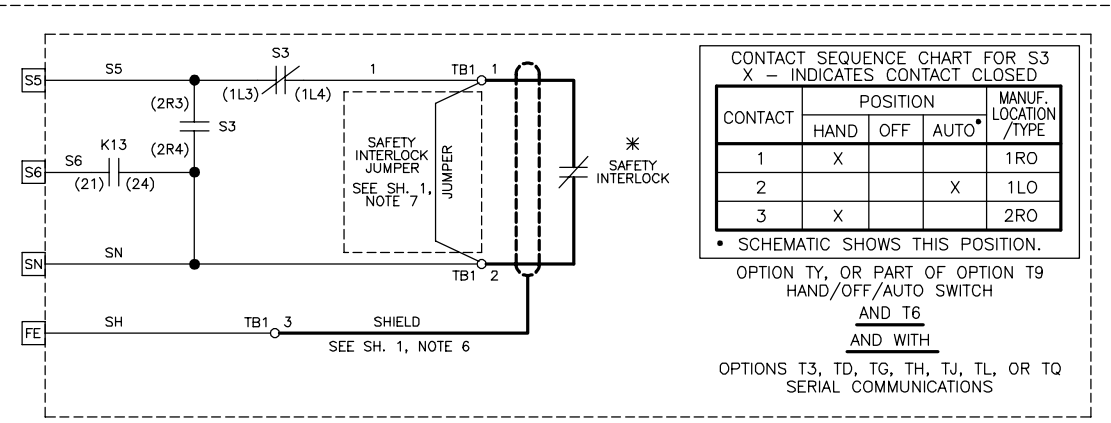
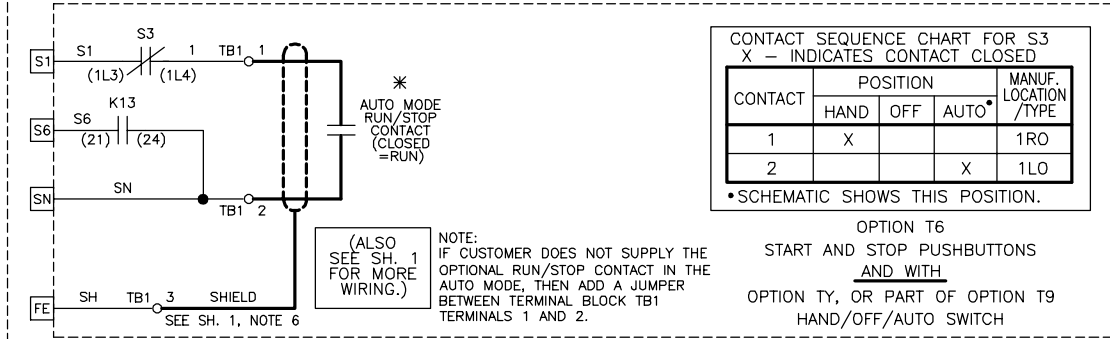
RUN/STOP CONTROL (FROM SHEET 1)



OR



OR



YASKAWA

THIS DOCUMENT AND INFORMATION CONTAINED IN IT ARE CONFIDENTIAL, AND CANNOT BE COPIED OR DISCLOSED IN WHOLE OR IN PART WITHOUT THE EXPRESS WRITTEN CONSENT OF YASKAWA AMERICA INC.

DRAWN BY: K. PEOPLES	DATE: 11/14/22	TITLE: SCHEMATIC DRAWING FP605 TYPE 1 CONFIGURED
CHECKED BY: K. MALUSIC	DATE: 11/15/22	
APPROVED BY: R. JENSEN	DATE: 11/15/22	SIZE: D
ORIGINAL DESIGN: K. PEOPLES	DATE: 11/15/22	REVISION: 00
		PAGE: 3 of 3

DRAWING #:
DS.F6C1.01