

- NOTES:
- CUSTOMER TO CONNECT FIELD GROUND WIRING TO THE CABINET GROUND LUG.
 - WITHOUT THE CIRCUIT BREAKER (OPTION PC, PE, OR PM), OR DISCONNECT SWITCH OPTION PD, THE DISCONNECT MEANS MUST BE SUPPLIED BY THE CUSTOMER. BRANCH CIRCUIT PROTECTION TO BE SUPPLIED BY THE CUSTOMER WHEN NOTED ON THE CABINET DATA NAMEPLATE.
 - WITH A CONTROL POWER TRANSFORMER T1, POWER RATING 350VA OR GREATER, SECONDARY FUSE F6 IS ADDED.
 - CUSTOMER TO ADJUST THE THERMOSTAT ON THE SPACE HEATER HR1 FOR THE MINIMUM DESIRED TEMPERATURE INSIDE THE DRIVE CABINET. THIS SET TEMPERATURE IS NORMALLY SELECTED TO BE SLIGHTLY HIGHER THAN THE MINIMUM AMBIENT TEMPERATURE OF THE AIR SURROUNDING THE CABINET, AND IS THE TEMPERATURE AT WHICH THE SPACE HEATER HR1 WILL SHUT OFF.
 - CONDUIT FITTINGS/HUBS SHALL COMPLY WITH THE 'STANDARD FOR CONDUIT, TUBING, AND CABLE FITTINGS, UL 514B'. OR CONDUIT FITTINGS HAVING THE SAME ENVIRONMENTAL RATING AS THE ENCLOSURE SHALL BE USED.
 - INSULATED TWISTED SHIELDED WIRE IS REQUIRED. SHIELD TO CONNECT TO PROPER TERMINALS AS SHOWN. CONNECT THE SHIELD ONLY AT THIS END. STUB AND ISOLATE THE OTHER END. DO NOT RUN THESE WIRES IN THE SAME CONDUIT AS THE AC POWER AND AC CONTROL WIRES. KEEP ALL WIRING UNDER 50m IN LENGTH.
 - CUSTOMER TO REPLACE THE JUMPER WITH NORMALLY CLOSED SAFETY INTERLOCKS, IF APPLICABLE.

* - INDICATES COMPONENTS NOT SUPPLIED BY YASKAWA.
 --- - INDICATES CUSTOMER WIRING.
 ⚡ - CONNECTED TO THE CABINET OR PANEL.
 SEE DRAWING UDE00745 FOR CUSTOMER CONNECTION TABLES.
 SEE DRAWING UDE00749 FOR DRIVE PARAMETER SETTINGS

REV.	DESCRIPTION	ECO #	DRAWN BY	DATE
01	ADDED DRIVE H/S INLET FAN CIRCUIT	13127	RJJ	6/15/23
00	INITIAL RELEASE	--	EAA	8/3/22

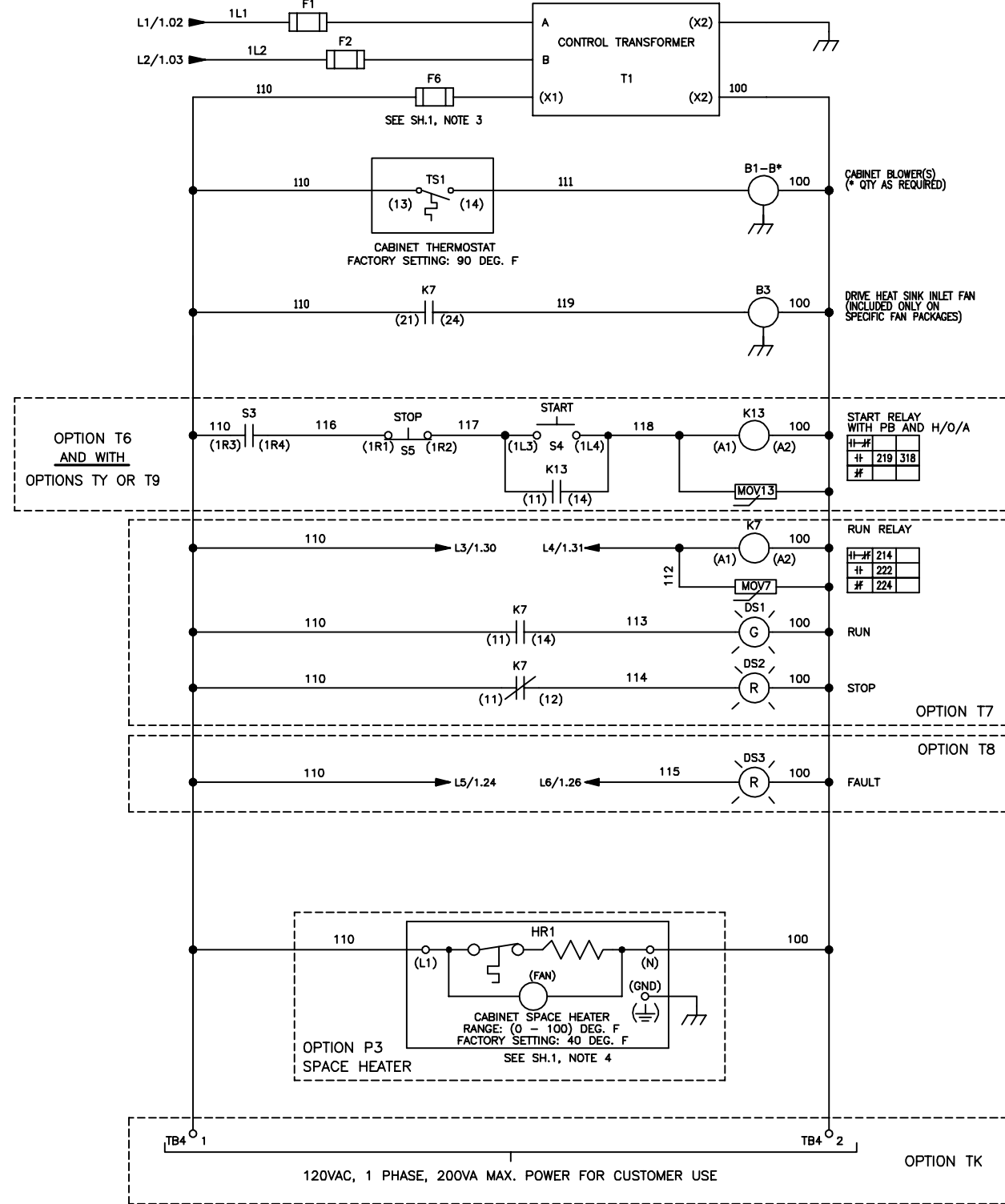
YASKAWA

DRAWN BY: E. ACKERMAN	DATE: 6/13/22	TITLE: SCHEMATIC DIAGRAM FP605 TYPE 3R CONFIGURED
CHECKED BY: K. MALUSIC	DATE: 7/21/22	SIZE: D
APPROVED BY: R. JENSEN	DATE: 8/3/22	REVISION: 01
ORIGINAL DESIGN: E. ACKERMAN	DATE: 6/13/22	PAGE: 1 of 3

DRAWING #: **DS.F6C3.01**

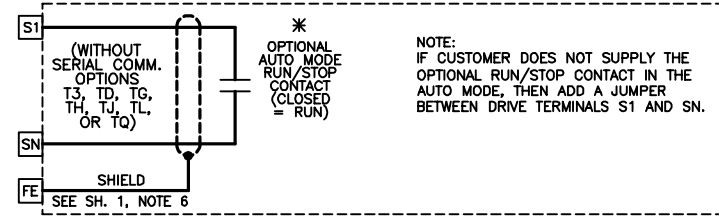
CONTROL TRANSFORMER AND CABINET BLOWER(S)

INPUT VOLTS	TERMINALS		JUMPER LOCATION
	A	B	
208	(H1)	(H2)	NONE
240	(H1)	(H4)	(H1) TO (H3) AND (H2) TO (H4)
460/480	(H1)	(H4)	(H2) TO (H3)

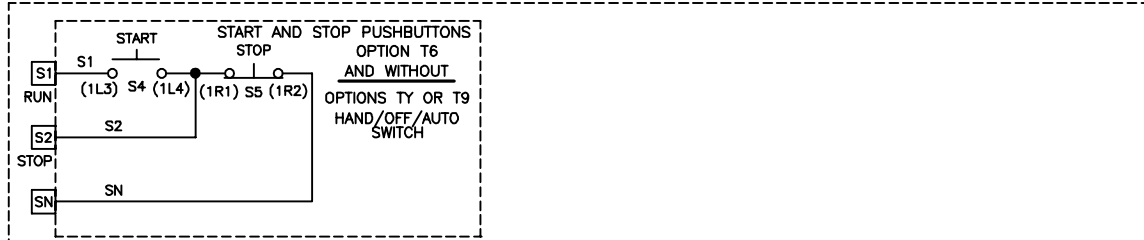


YASKAWA	DRAWN BY:	E. ACKERMAN	DATE:	6/13/22	TITLE:	SCHEMATIC DRAWING		
	CHECKED:	K. MALUSIC	DATE:	7/21/22		FP605 TYPE 3R CONFIGURED		
THIS DOCUMENT AND INFORMATION CONTAINED HEREIN ARE CONFIDENTIAL, AND CANNOT BE COPIED OR DISCLOSED IN WHOLE OR IN PART WITHOUT THE EXPRESS WRITTEN CONSENT OF YASKAWA AMERICA INC.	APPROVED:	R. JENSEN	DATE:	8/3/22	SIZE:	D	REVISION:	01
	ORIGINAL DESIGN:	E. ACKERMAN	DATE:	6/13/22	DRAWING #:	DS.F6C3.01		
								PAGE:

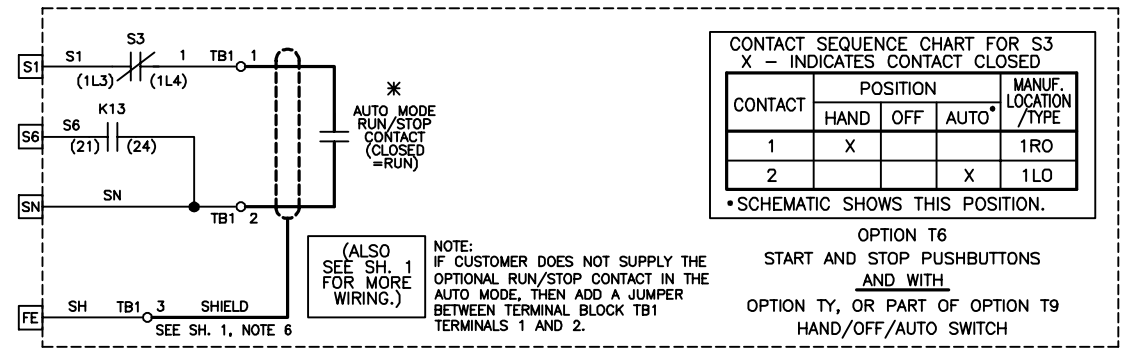
RUN/STOP CONTROL (FROM SHEET 1)



OR



OR

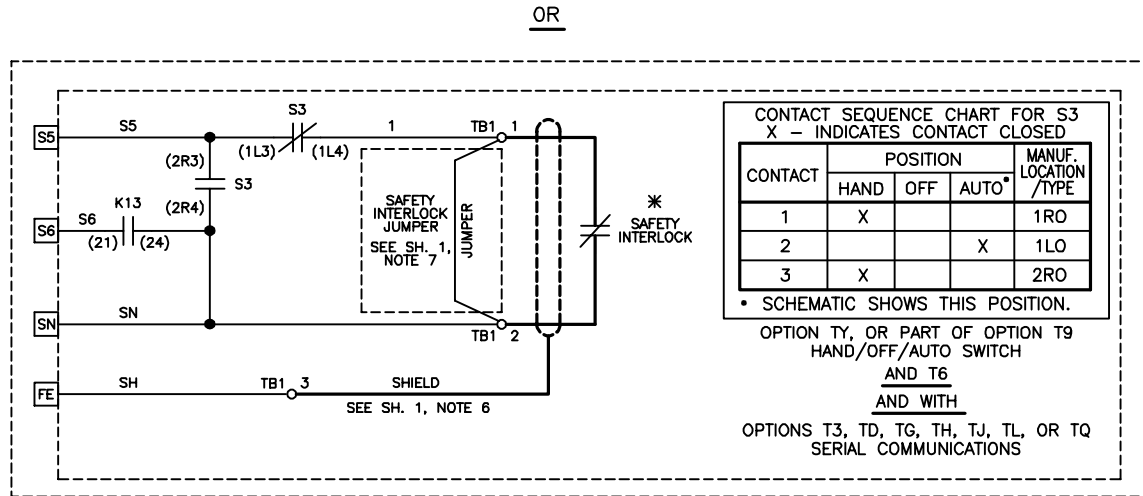


CONTACT SEQUENCE CHART FOR S3
X - INDICATES CONTACT CLOSED

CONTACT	POSITION			MANUF. LOCATION /TYPE
	HAND	OFF	AUTO*	
1	X			1RO
2			X	1LO

* SCHEMATIC SHOWS THIS POSITION.

OPTION T6
START AND STOP PUSHBUTTONS
AND WITH
OPTION TY, OR PART OF OPTION T9
HAND/OFF/AUTO SWITCH

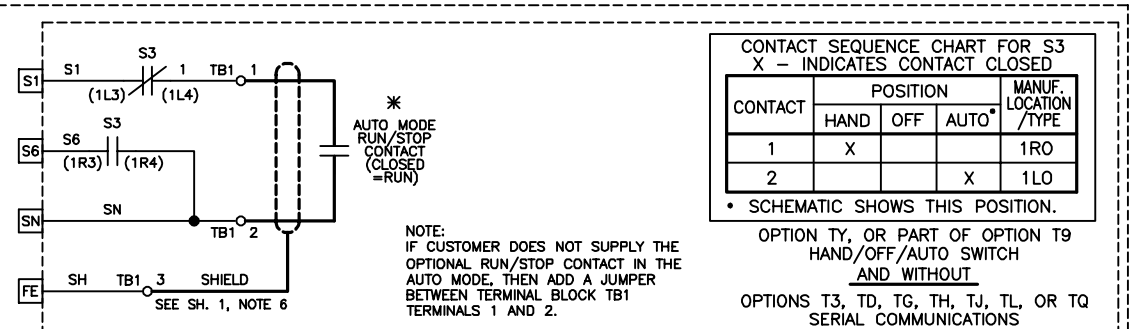


CONTACT SEQUENCE CHART FOR S3
X - INDICATES CONTACT CLOSED

CONTACT	POSITION			MANUF. LOCATION /TYPE
	HAND	OFF	AUTO*	
1	X			1RO
2			X	1LO
3	X			2RO

* SCHEMATIC SHOWS THIS POSITION.

OPTION TY, OR PART OF OPTION T9
HAND/OFF/AUTO SWITCH
AND T6
AND WITH
OPTIONS T3, TD, TG, TH, TJ, TL, OR TQ
SERIAL COMMUNICATIONS

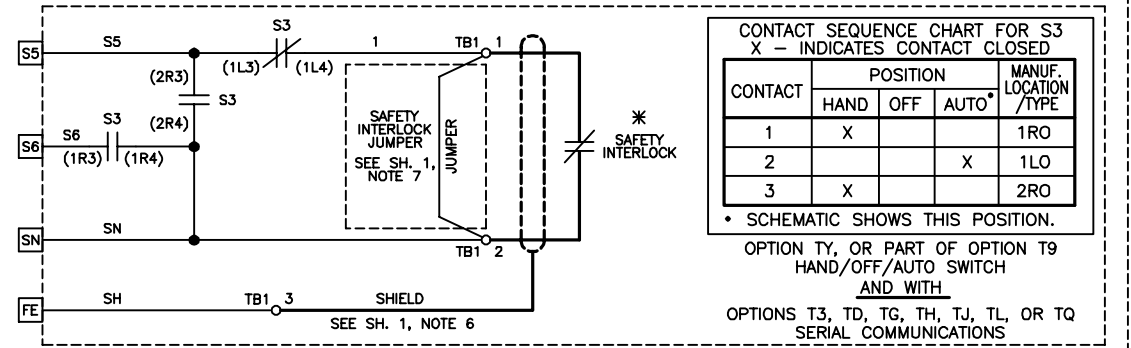


CONTACT SEQUENCE CHART FOR S3
X - INDICATES CONTACT CLOSED

CONTACT	POSITION			MANUF. LOCATION /TYPE
	HAND	OFF	AUTO*	
1	X			1RO
2			X	1LO

* SCHEMATIC SHOWS THIS POSITION.

OPTION TY, OR PART OF OPTION T9
HAND/OFF/AUTO SWITCH
AND WITHOUT
OPTIONS T3, TD, TG, TH, TJ, TL, OR TQ
SERIAL COMMUNICATIONS



CONTACT SEQUENCE CHART FOR S3
X - INDICATES CONTACT CLOSED

CONTACT	POSITION			MANUF. LOCATION /TYPE
	HAND	OFF	AUTO*	
1	X			1RO
2			X	1LO
3	X			2RO

* SCHEMATIC SHOWS THIS POSITION.

OPTION TY, OR PART OF OPTION T9
HAND/OFF/AUTO SWITCH
AND WITH
OPTIONS T3, TD, TG, TH, TJ, TL, OR TQ
SERIAL COMMUNICATIONS

YASKAWA	DRAWN BY:	E. ACKERMAN	DATE:	6/13/22	TITLE:	SCHEMATIC DRAWING		
	CHECKED:	K. MALUSIC	DATE:	7/21/22		FP605 TYPE 3R CONFIGURED		
THIS DOCUMENT AND INFORMATION CONTAINED HEREIN ARE CONFIDENTIAL AND CANNOT BE COPIED OR DISCLOSED IN WHOLE OR IN PART WITHOUT THE EXPRESS WRITTEN CONSENT OF YASKAWA AMERICA INC.	APPROVED:	R. JENSEN	DATE:	8/3/22	SIZE:	D	REVISION:	01
	ORIGINAL DESIGN:	E. ACKERMAN	DATE:	6/13/22	PAGE:	3 of 3		
					DRAWING #:	DS.F6C3.01		