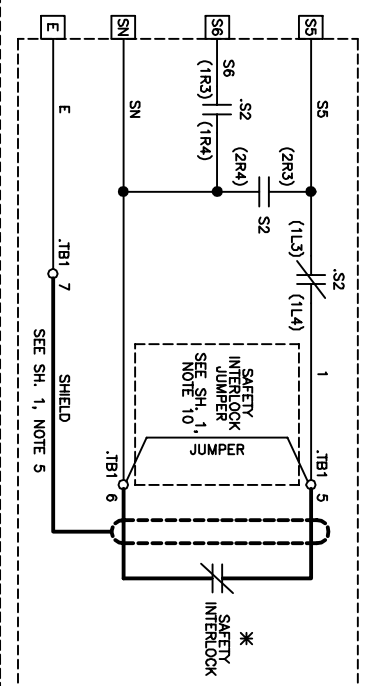
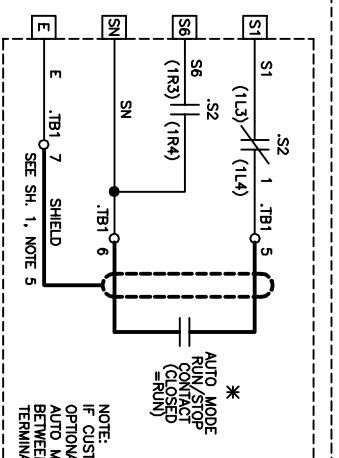
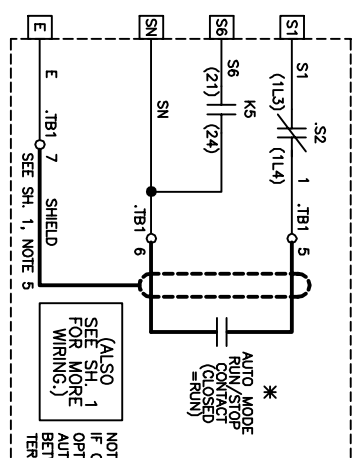
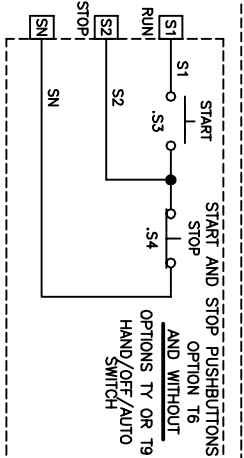
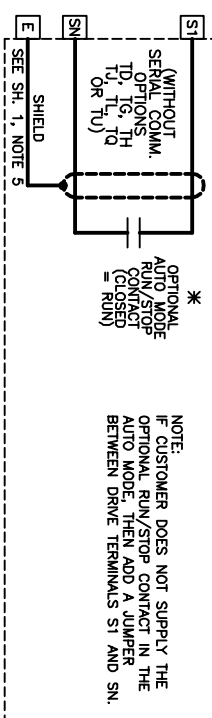


RUN/STOP CONTROL (FROM SHEET 1)



CONTACT SEQUENCE CHART FOR S2
X - INDICATES CONTACT CLOSED

CONTACT	POSITION	MANUF. LOCATION /TYPE
1	X	1RO
2		1LO

• SCHEMATIC SHOWS THIS POSITION.

OPTION T6
START AND STOP PUSHBUTTONS
AND WITH
OPTION T9, OR PART OF OPTION T9
HAND/OFF/AUTO SWITCH

CONTACT SEQUENCE CHART FOR S2
X - INDICATES CONTACT CLOSED

CONTACT	POSITION	MANUF. LOCATION /TYPE
1	X	1RO
2		1LO

• SCHEMATIC SHOWS THIS POSITION.

OPTION T9, OR PART OF OPTION T9
HAND/OFF/AUTO SWITCH
AND WITHOUT
OPTIONS TD, TG, TH, TJ, TL, TQ OR TU
SERIAL COMMUNICATIONS

CONTACT SEQUENCE CHART FOR S2
X - INDICATES CONTACT CLOSED

CONTACT	POSITION	MANUF. LOCATION /TYPE
1	X	1RO
2		1LO
3	X	2RO

• SCHEMATIC SHOWS THIS POSITION.

OPTION T9, OR PART OF OPTION T9
HAND/OFF/AUTO SWITCH
AND WITH
OPTIONS TD, TG, TH, TJ, TL, TQ OR TU
SERIAL COMMUNICATIONS

SEE SHEET 1 FOR NOTES.

YASKAWA

THIS DOCUMENT AND INFORMATION CONTAINED HEREIN ARE CONFIDENTIAL AND SHALL REMAIN SO UNLESS OTHERWISE INDICATED IN WRITING BY YASKAWA AMERICA INC.

DESIGNED BY	N. LAWS	DATE	1/30/14
CHECKED BY	D. PACKER	DATE	1/30/14
APPROVED BY	K. FLIERL	DATE	1/30/14
TITLE	SCHEMATIC DIAGRAM		
DESCRIPTION	IQPUMp1000 CONFIGURED		
SIZE	D	REVISION	02
IMPEDANCE	READY		
DRAWING #	DS-Q1C3R.22		
PAGE	2 of 2		