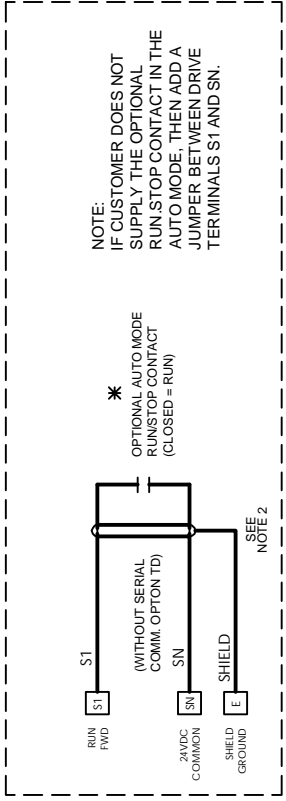
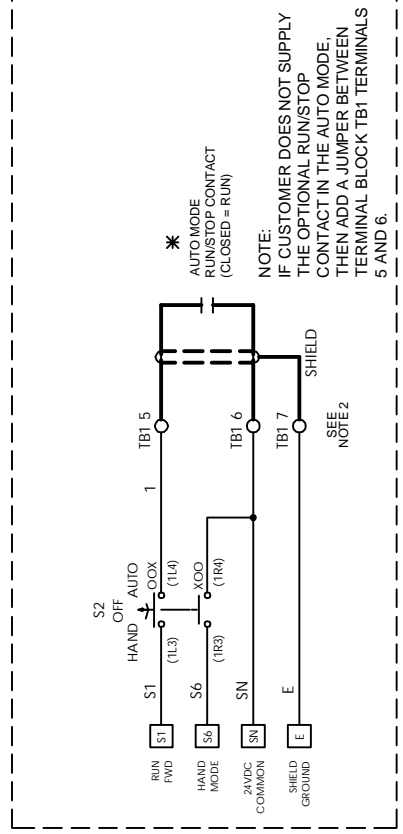


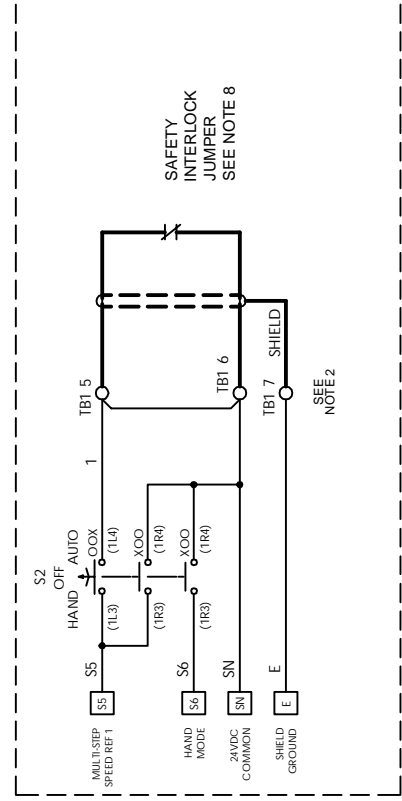
RUN/STOP CONTROL (FROM SHEET 1)



OR



OR



CONTACT SEQUENCE CHART FOR S2
X - INDICATES CONTACT CLOSED

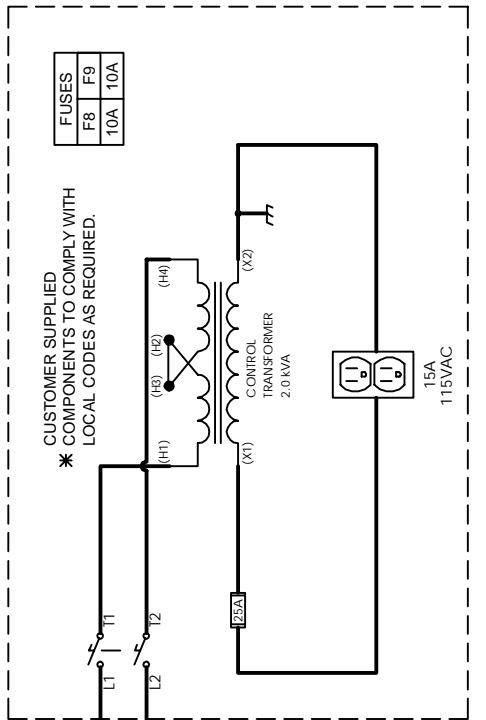
CONTACT	POSITION		MANUF. LOCATION	
	HAND	AUTO	1RO	1LO
1	X			
2		X		

OPTION TY. AND WITHOUT OPTION TD SERIAL COMMUNICATION

CONTACT SEQUENCE CHART FOR S2
X - INDICATES CONTACT CLOSED

CONTACT	POSITION		MANUF. LOCATION	
	HAND	AUTO	1RO	2RO
1	X			
2		X		
3	X			

OPTION TY. AND WITH OPTION TD SERIAL COMMUNICATION



FUSES

F8	F9
10A	10A

YASKAWA

THIS DOCUMENT AND INFORMATION CONTAINED IN IT ARE CONFIDENTIAL AND CANNOT BE COPIED OR DISCLOSED IN WHOLE OR IN PART WITHOUT THE EXPRESS WRITTEN CONSENT OF YASKAWA AMERICA, INC.

DESIGNED BY	A. MEILAHN	DATE	01/05/17	REV.	SCHEMATIC DIAGRAM
DESIGNED BY	N. LAWS	DATE	02/10/17	REV.	LOGIC JUMPER CONFIGURED
DESIGNED BY	K. FLIERL	DATE	02/15/17	REV.	TYPE 3R - 480V
DESIGNED BY	A. MEILAHN	DATE	01/05/17	REV.	TYPE 3R - 480V

SIZE: D
PAGE: 2 of 2
DRAWING #: DS.Q1E3.02

SEE SHEET 1 FOR NOTES.